



Quality Replacement Parts for
OMC/Volvo Penta



GLM Products, Inc. is committed to producing the highest quality and cost efficient aftermarket marine products in the industry. At GLM, we use only the highest quality materials and most advanced technology for our product line, enabling us to produce the most reliable and compatible products for the marine aftermarket parts industry.

GLM offers an exciting line of exceptional products, which are brand new from factory and compatible and interchangeable with OEM application. Our in-house design and engineering teams enable us to make improvements on original OEM materials and designs. At GLM, we strive to include all new advancements, improvements, and superior materials with the ever-changing world of technology.

Consider the many additions to GLM's line over the past several years. No other aftermarket manufacturer can compare with our variety of products being offered that GLM has developed and re-designed. When you invest in a GLM product, you can be assured that you are receiving the highest quality aftermarket marine part available. GLM's innovation and exclusive aftermarket products keep us the only source for all your boat repair or maintenance needs.

At GLM Products, Inc. we deliver the highest quality and most complete line of over 4,000 aftermarket marine parts sold worldwide. At GLM, we are...

...the Leader of the Aftermarket Marine Parts Industry!



Contents of this catalog are copyrighted. Reproduction of any or all of its contents is prohibited. We have prepared this catalog to provide you with information that is helpful and accurate as possible. Although care has been taken to assure the accuracy of the data presented in this catalog, GLM Products, Inc. does not assume any liability for errors or omissions. All illustrations, photos, etc. used in this catalog are intended as representative views for reference only. MerCruiser and Mercury/Mariner/Force are registered trademarks of the Brunswick Corporation; OMC Cobra and OMC Stringer are registered trademarks of Outboard Marine Corporation; Volvo Penta is a registered trademark of AB Volvo; Johnson/Evinrude are registered trademarks of Bombardier Motor Corporation of America; Yamaha is a registered trademark of Yamaha Motor Company, U.S.A.; GLM is a registered trademark of GLM Products, Inc. Copyright © 2022.

TABLE OF CONTENTS

COBRA SX STERNDRIVE		OMC COBRA STERNDRIVE	
Cobra SX Replacement Sterndrives (1994 & Up)	Section 1	OMC Cobra Transom Assembly Parts (1986-1993)	Section 5
Upper Gear Housing Breakdown (1994 & Up)	6-7	Transom Assembly - Breakdown (1986-1993)	54-55
Lower Gear Housing Breakdown (1994 & Up)	8-9	Shift Cable (1986-1993)	56
Transom Assembly Breakdown (1994 & Up)	10-11	Transom Bellows	57
U-Joint Bellows & Exhaust Bellows - External	12	Transom Service Kit (1986-1993)	57
Gimbal Bearing	12	Drive Installation Kit (1986-1993)	57
Thrust Plates	12	Gimbal Bearing	57
Drive Shaft Housing Universal Joint Assembly	13		
Drive Shaft Housing U-Joints	13		
Drive Shaft Housing Yokes & Socket	13		
Gear Housing Seal Kits	14		
Bearing Carrier Bearings & Oil Seals	14		
Shift Lever Oil Seal	14		
Drive Shaft - Lower	15		
Prop Shaft	15		
Trim Tab	16		
OMC COBRA STERNDRIVE		OMC STRINGER STERNDRIVE	
OMC Cobra Replacement Sterndrives (1986-1993)	Section 2	OMC Stringer Upper Gear Housing Parts (1985 & Older)	Section 6
Sterndrive Unit Application	18	Upper Gear Housing - Applications	60
Complete Upper Gear Housing Assembly	19	Upper Gear Housing - Complete	61
		Upper Gear Housing - Empty	62
		Bearing Retainer - Assembly Kits	63
		Upper Gear Housing - Rebuild Kits	63
		Upper Gear Housing - Seal Kits	64
		Upper Gear Sets	65
		Upper Gear Housing - Breakdown (1973-1985)	66-67
		Upper Gear Housing Components	68-70
		Upper Gear Housing - Drive Shaft	69
		Steering Components	70
OMC Cobra Upper Gear Housing Parts (1986-1993)	Section 3	OMC Stringer Lower Gear Housing Parts (1985 & Older)	Section 7
Upper Gear Housing - Complete (1986-1993)	22	Lower Gear Housing - Breakdown (1978-1985)	72-73
Upper Gear Housing - Empty (1986-1993)	23	Lower Gear Sets	74-77
Upper Gear Housing - Assembly & Rebuild Kits (1986-1993)	24	Lower Gear Housing Gears Application Guide	78
Upper Gear Housing - Seal Kits (1986-1993)	25	Lower Gear Housing Seal Kits	79
Upper Gear Housing Kits - Applications (1986-1993)	25	Lower Gear Housing Components (1978-1985)	79
Upper Gear Set Assembly Kits (1986-1993)	26	Prop Shaft Parts - 4-Cyl. w/ Mechanical Shift (1978-1985)	80
Upper Gear Sets (1986-1993)	27	Prop Shaft Parts - V6 & V8 w/ Mechanical Shift (1978-1985)	80
Upper Gear Housing - Breakdown (1986-1993)	28-29	Lower Gear Housing - 4-Cyl. w/ Mechanical Shift (1978-1985)	81
Gear Housing Components (1986-1993)	30-32	Lower Gear Housing - V6 & V8 w/ Mechanical Shift (1978-1985)	82
Gear Housing Drive Shaft (1986-1993)	33	Shift Parts	83
		Electric Shift Lower	83
		Miscellaneous	83
OMC Cobra Lower Gear Housing Parts (1986-1993)	Section 4	OMC Stringer Intermediate Housing Parts (1985 & Older)	Section 8
Empty Lower Gear Housing Diagram - Large (1986-1993)	36	Intermediate Housing - Breakdown	86-87
Empty Lower Gear Housing Diagram - Small (1986-1993)	37	Intermediate Gear Housing Seal Kit	88
Lower Gear Housing - Rebuild Kit	38	Tilt Housing Seal Kits	89
Lower Gear Housing - Seal Kits (1986-1993)	39	Drive Installation Kits	89
Lower Gear Housing - Breakdown (1986-1993)	40-41	Intermediate Housing - Tilt Shaft	90
Lower Gear Housing Gear Sets	42-45	Intermediate Housing - Drive Shaft Assembly	90
Prop Shaft Parts - 4-Cyl. 2.3L (1987-1990), 3.0L (1986-1990)	46	Intermediate Housing Parts	91
Prop Shaft Parts - 4-Cyl. 3.0L (1990), V6 & V8 (1986-1990)	46	Transom Seals	91
Prop Shaft Parts - ALL (1991-1993)	47		
Lower Gear Housing Components	48-49		
Lower Gear Housing Shift Shaft (1986-1993)	50		
Lower Gear Housing Drive Shaft (1986-1993)	51		

TABLE OF CONTENTS

OMC COBRA & STRINGER	OMC & VOLVO ENGINE
OMC Cobra SX, Cobra & Stringer Prop Hardware, Anodes, Tools Section 9	OMC & Volvo Penta Engine Gaskets, Rear Main Oil Seals Section 14
Prop Hardware (Cobra SX, Cobra & Stringer) 94-95	Head Gaskets 134
Anodes 96	Intake Manifold Gaskets 135
Prop Wrench Kits & Prop Wrenches 97	Valve Cover Gaskets 135
Marine Service Tools 97-98	Lifter Side Cover Gaskets 136
OMC & VOLVO COOLING	
OMC & Volvo Penta Cooling System Section 10	OMC & Volvo Penta Engine Gaskets, Rear Main Oil Seals Section 14
Sea Water Pumps - Cobra SX (1994 & Up) 100	Oil Pan Gaskets 136
Sea Water Pumps - Cobra (1986-1993) 100	Timing Chain Cover Gasket Kits 136
Sea Water Pumps - Stringer (1985 & Below) 101	Timing Chain Cover Gaskets 137
Sea Water Pumps - AQ 102	Crank Shaft Oil Seals 137
Sea Water Pump Drives 102	Distributor Gaskets 137
Recirculating Water Pumps 103	Engine Gasket Kits 138
Recirculating Water Pump Gaskets 103	
Thermostats & Thermostat Kits 104-105	
Thermostat Gaskets & Housings 106	
OMC & VOLVO ENGINE	
OMC & Volvo Penta Internal Exhaust Hose, Exhaust Gaskets Section 11	VOLVO STERNDRIVE
Exhaust Manifold Gasket Kits 108	Volvo Penta AQ (Up to 1993) Sterndrives & Transom Assemblies Section 15
Exhaust Manifold-to-Engine Gaskets 109	Upper Gear Housing Breakdown 140-141
Exhaust Manifold-to-Riser Gaskets 110	Lower Gear Housing Breakdown 142-143
Exhaust Manifold End Cap Gaskets 110	Intermediate Housing Breakdown 144-145
Internal Exhaust Hose 111	Transom Assembly Breakdowns 146-147
Exhaust Flappers for Exhaust Tips 111	Gear Housing Seal Kits 148
	Intermediate Housing Parts 149
	Tilt Bushings 149
	U-Joints & Bellows 150
	Exhaust Bellows - External 150
	Drive Cover 150
	Transom Assembly Parts 150
OMC & Volvo Penta Fuel Pumps, Filters & Carburetor Parts Section 12	Volvo Penta Aluminum Anodes, Prop Hardware, Size Charts & Quick Reference Section 16
Water/Fuel Separator Brackets 115	Aluminum Anode Kits 152
Water/Fuel Separator Filters 115	Aluminum Anodes 153
Water/Fuel Separator Kits 116	Prop Service Kits & Thrust Rings - Volvo Penta AQ 154
Fuel Filters 117	Oil Seal Shaft & Bore Size Chart 155
Carburetor Kits (Rochester & Holley) 118	Oil Seal Applications 156
Carburetor Kits (Volvo & Carter) 119	O-ring Size Chart 157
Brass Floats, Needle & Seat 119	
Carburetor Kits Application 120	
Carburetor Mounting Gaskets 121	
Fuel Pump Gaskets 121	
	QUICK REFERENCE GUIDES
OMC & Volvo Penta Ignition & Electrical Section 13	Quick Reference - Engine Side 158-165
Ignition - Prestolite & Delco Complete Tune-Up Kits 124	Quick Reference - Drive Side 166-168
Ignition - Prestolite & Delco Tune-Up Kits 124	
Ignition - Delco, Ford, Prestolite Cap & Rotor Kits 124	
Ignition Components - Distributor Caps 125	
Ignition Components - Rotors, Condensers & Points 126-127	
Volvo 4-Cyl. & L6-Cyl. Ignition Components Application 127	
Ignition Coils, Pick-Up Coil Sensors & Oil Filled Coils 128	
Ignition Components Application 129-130	
Electronic Ignition Distributor Parts Application 130	
Voltage Regulators, Power Trim Relays & Solenoid 131	
Voltage Regulators & Solenoid Application 131	
	WARRANTY
	Notes 169
	GLM Limited Warranty 170
	GLM Warranty Procedure 171
	GLM Warranty Application 172

Section 1

Cobra SX Drive Sterndrives & Transom Assemblies 1994 & Up

<i>Upper Gear Housing Breakdown (1994 & Up)</i>	6-7
<i>Lower Gear Housing Breakdown (1994 & Up)</i>	8-9
<i>Transom Assembly Breakdown (1994 & Up)</i>	10-11
<i>U-Joint Bellows</i>	12
<i>Exhaust Bellows - External</i>	12
<i>Gimbal Bearing</i>	12
<i>Thrust Plates</i>	12
<i>Drive Shaft Housing Universal Joint Assembly</i>	13
<i>Drive Shaft Housing U-Joints</i>	13
<i>Drive Shaft Housing Yokes & Socket</i>	13
<i>Gear Housing Seal Kits</i>	14
<i>Bearing Carrier Bearings & Oil Seals</i>	14
<i>Shift Lever Oil Seal</i>	14
<i>Drive Shaft - Lower</i>	15
<i>Prop Shaft</i>	15
<i>Trim Tab</i>	16

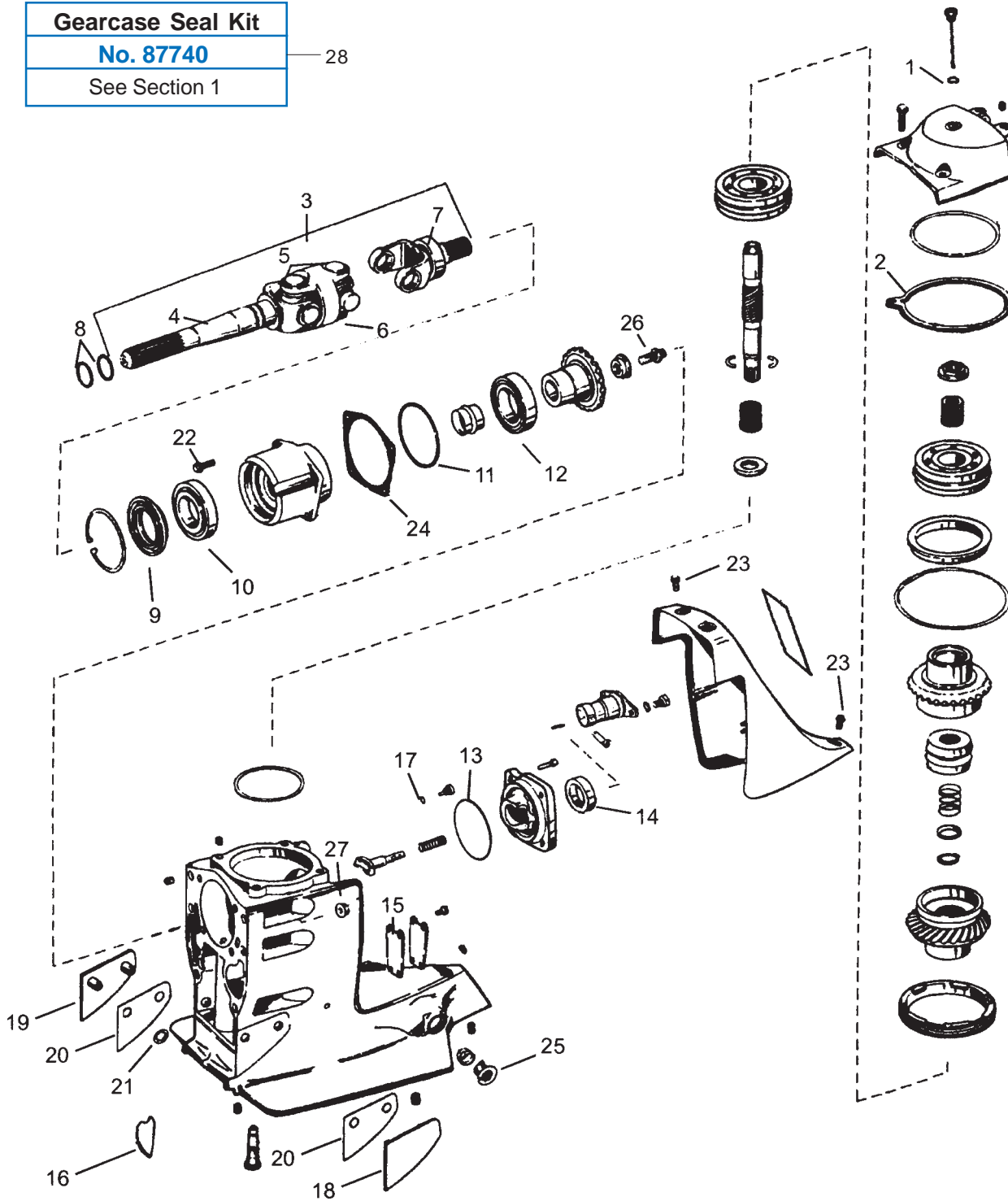
Cobra SX

UPPER GEAR HOUSING COMPONENTS (1994 & Up)

Gearcase Seal Kit

No. 87740

See Section 1



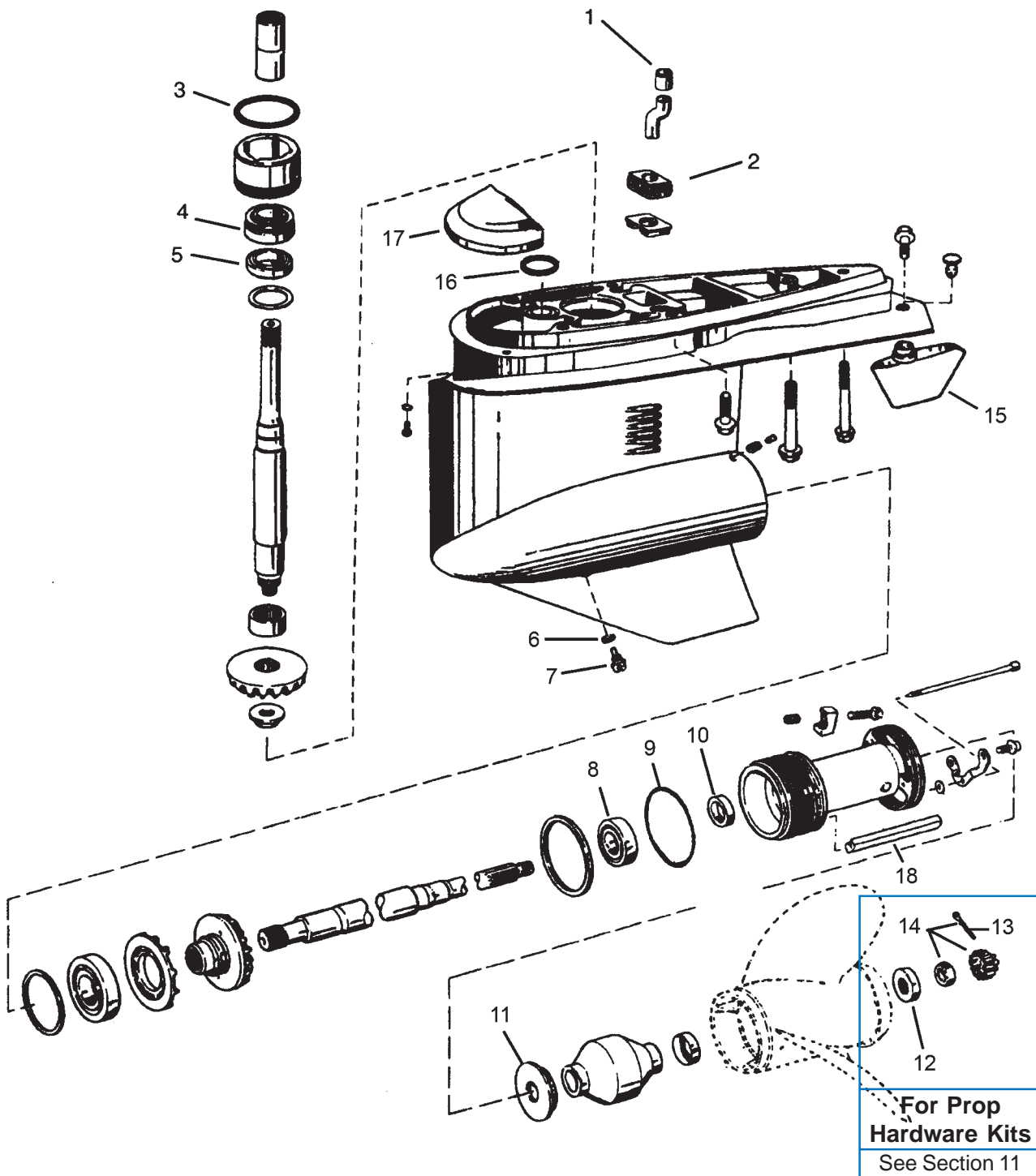
Cobra SX

LOWER GEAR HOUSING COMPONENTS (1994 & Up)

Gearcase Seal Kit

No. 87750

See Section 1



Cobra SX

TRANSOM ASSEMBLY (1994 & Up)

Transom Service Kit

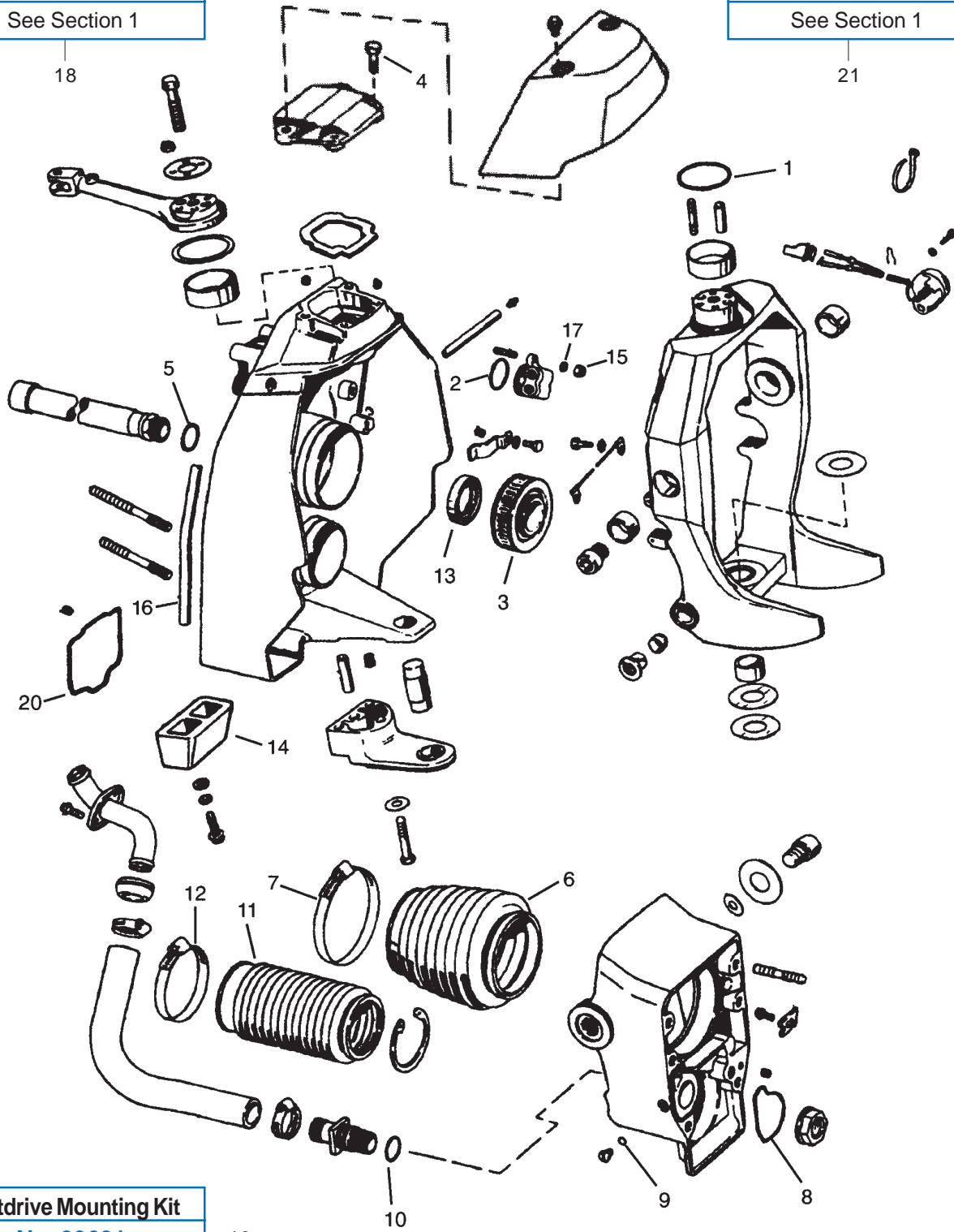
No. 21963

See Section 1

Trailer Clips

No. 90072

See Section 1



Outdrive Mounting Kit

No. 39631

See Section 1

Cobra SX

No. 21963

TRANSOM SERVICE KIT
OEM: N/A

Kit contents:

GLM	OEM	ITEM
89200	3854127	U-Joint Bellow
89190	3850426	Exhaust Bellow
01090	3852604	Hose Clamp
01070	3852603	Hose Clamp
21906	3853807	Gimbal Bearing
39631	N/A	Outdrive Mounting Kit



Cobra SX (1994 & Up)

No. 21906

GIMBAL BEARING
OEM: 3853807

GLM Built
in U.S.A.

Maintenance Free!



Cobra SX (1994 & Up)

No. 89200

U-JOINT BELLOW
OEM: 3854127



Cobra SX (1994 & Up)

No. 39631

OUTDRIVE MOUNTING KIT
OEM: N/A

Kit contents:

GLM	OEM	ITEM
86300	3852560	Seal
81180(2)	911851	O-ring



For All "Clone Clutch"
Cobra SX (1994 & Up)

No. 89190

EXHAUST BELLOW
OEM: 3850426



Cobra SX (1994 & Up)

No. 12661

THRUST PLATE - PORT
OEM: 3852561



Cobra SX (1994 & Up)

No. 23360

SHIM
OEM: 3852563



Cobra SX (1994 & Up)

No. 86690

TRANSOM MOUNT SEAL
OEM: 3852550



Cobra SX (1994 & Up)

No. 90072

TRAILER CLIPS
OEM: 3847547



Cobra SX (1994 & Up)

No. 12662

THRUST PLATE - STBD
OEM: 3852562



Cobra SX (1994 & Up)

No. 21773

RETAINER RING
OEM: 910953



Cobra SX (1994 & Up)

Cobra SX

DRIVE SHAFT HOUSING UNIVERSAL JOINT ASSEMBLY

No. 28318

U-JOINT ASSY
OEM: 3852384, 3860842

100% Hot Forged

Internal
Lock
Ring



Cobra SX (1994 & Up)



Includes:
No. 22299
SCREW
OEM: 3852309

No. 28328

U-JOINT ASSY
OEM: 3860842

100% Hot Forged

External
Lock
Ring



Cobra SX (1994 & Up)



Includes:
No. 22299
SCREW
OEM: 3852309

DRIVE SHAFT HOUSING U-JOINTS

No. 28030

U-JOINT
OEM: 3850812

Heavy Duty

Internal
Lock
Ring



Cobra SX (1994 & Up)

No. 28040

U-JOINT
OEM: 3860232

External
Lock
Ring



Cobra SX (1994 & Up)

DRIVE SHAFT HOUSING YOKES & SOCKET

No. 28315

YOKE (LONG)
OEM: 912212



Internal
Lock
Ring

No. 28100

SOCKET
OEM: 912213

Internal
Lock
Ring



No. 28317

YOKE
OEM: 3850814

Internal
Lock
Ring



No. 81180

O-RING - DRIVE SHAFT YOKE
OEM: 3852565



No. 28316

YOKE (LONG)
OEM: N/A



External
Lock
Ring

No. 28110

SOCKET
OEM: N/A

External
Lock
Ring



No. 22299

SCREW
OEM: 3852309

Included in
No. 28318
No. 28328
No. 28317



Cobra SX

No. 87740

GEAR HOUSING SEAL KIT
OEM: 3850594



Cobra SX (1994 & Up)

No. 87750

GEAR HOUSING SEAL KIT
OEM: 3855275



Cobra SX (1994 & Up)

No. 87100

OIL SEAL -
BEARING CARRIER
OEM: 3852272



No. 82370

O-RING -
BEARING CARRIER
OEM: 3852308



No. 21582

BEARING -
BEARING CARRIER
OEM: 3850852



No. 21583

BEARING -
BEARING CARRIER
OEM: 3850853



No. 81100

O-RING - DIP STICK
OEM: 3852045



No. 35520

GASKET - TOP COVER
OEM: 3852317



No. 31171

GASKET - DRAIN PLUG
OEM: 3855081



No. 45080

O-RING - SHIFT LEVER HOUSING
OEM: 925093



No. 87110

OIL SEAL - SHIFT LEVER
OEM: 853858



No. 35550

GASKET - WATER PASSAGE
OEM: 3852279



Cobra SX

LOWER GEAR HOUSING - DRIVE SHAFT (VERTICAL)

No. 21512
TAPERED ROLLER BEARING-UPPER
OEM: 3854250




No. 21581
TAPERED ROLLER BEARING-LOWER
OEM: 3854249



No. 83340
O-RING
OEM: 3852866



N/A
DRIVE SHAFT
OEM: 3851342
DISCONTINUED



N/A
PINION BEARING
OEM: 3853934
DISCONTINUED

Cobra SX (1994 & Up)

LOWER GEARCASE - PROP SHAFT

No. 85900
OIL SEAL - PROP SHAFT
OEM: 3858303



No. 21581
TAPERED ROLLER BEARING - REAR
OEM: 3854249



N/A
PROP SHAFT
OEM: 3857675
DISCONTINUED



N/A
TAPERED ROLLER BEARING - FRONT
OEM: 3850942
DISCONTINUED



No. 82420
O-RING
OEM: 3852865

Cobra SX (1994 & Up)

Cobra SX

LOWER GEAR HOUSING

No. 86482

GROMMET - WATER TUBE UPPER
OEM: 3852315



No. 86653

SEAL - WATER TUBE LOWER
OEM: 3854595



No. 83240

O-RING - GEAR OIL PASSAGE
OEM: 3852959



No. 23111

TRIM TAB
OEM: 3854402



No. 21885

SCREEN (2)
OEM: 337778



No. 21731

SCREW SET
OEM: 318544



No. 22363

SCREW (2)
OEM: 337061



No. 31171

GASKET
OEM: 311598



Section 2

OMC Cobra Replacement Sterndrives 1986-1993

<i>Sterndrive Unit Application</i>	<i>18</i>
<i>Complete Upper Gear Housing Assembly</i>	<i>19</i>

Cobra

STERNDRIVE UNIT APPLICATION (1986-1993)						
Year	Model	Ratio	Upper Housing	Upper Complete	Lower Housing	Lower Complete
1987-1989	2.3L	21:21	29900	-	-	-
1986	2.5L	21:18	29900	-	-	-
1986-1989	3.0L	21:18	29900	-	-	-
1989	3.0L	21:18	29900	-	-	-
1989	3.0L High Alt	21:19	29900	29940	-	-
1990-1993	3.0L All	21:21	29900	-	-	-
1986-1987	4.3L All	21:19	29900	29940	-	-
1988-1993	4.3L	21:19	29900	29940	-	-
1988-1993	4.3L High Alt	21:21	29900	-	-	-
1986-1988	5.0L	21:17	29900	-	-	-
1988	5.0L High Alt	21:18	29900	-	-	-
1989-1993	5.0L	21:18	29900	-	-	-
1989-1993	5.0L High Alt	21:19	29900	29940	-	-
1986-1988	5.7L	21:16	29900	-	-	-
1986-1988	5.7L High Alt	21:18	29900	-	-	-
1989-1992	5.7L	21:16	29900	-	-	-
1989-1992	5.7L High Alt	21:17	29900	-	-	-
1988	350 King	21:16	29900	-	-	-
1988	350 King High Alt	21:18	29900	-	-	-
1989	5.8L	21:16	29900	-	-	-
1989	5.8L High Alt	21:17	29900	-	-	-
1990	5.8L	21:18	29900	-	-	-
1990	5.8L High Alt	21:16	29900	-	-	-
1991-1993	5.8L	21:16	29900	-	-	-
1991-1993	5.8L High Alt	21:17	29900	-	-	-
1993	5.8L EFI	21:17	29900	-	-	-
1987-1989	7.5L 460 King	21:17	29900	-	-	-
1987-1989	460 King High Alt	21:18	29900	-	-	N/A



Cobra

COMPLETE UPPER GEAR HOUSING ASSEMBLY (1986-1993)

No. 29940

OEM: 986380

Ratio: 21:19

*For more info
see Section 3*

100% New
with Water Pump



LIMITED TO STOCK ON HAND



Section 3

OMC Cobra Upper Gear Housing Parts 1986-1993

<i>Upper Gear Housing - Complete (1986-1993)</i>	22
<i>Upper Gear Housing - Empty (1986-1993)</i>	23
<i>Upper Gear Housing - Assembly & Rebuild Kits (1986-1993)</i>	24
<i>Upper Gear Housing - Seal Kits (1986-1993)</i>	25
<i>Upper Gear Housing Kits - Applications (1986-1993)</i>	25
<i>Upper Gear Set Assembly Kits (1986-1993)</i>	26
<i>Upper Gear Sets (1986-1993)</i>	27
<i>Upper Gear Housing - Breakdown (1986-1993)</i>	28-29
<i>Gear Housing Components (1986-1993)</i>	30-32
<i>Gear Housing Drive Shaft (1986-1993)</i>	33

Cobra

UPPER GEAR HOUSING COMPLETE (1986-1993)



100% New
with water pump



Engine	Teeth on Original Gears	GLM No.	OEM No.
4-Cylinder, 2.3L (1987-1989)	21T/21T	-	987064
4-Cylinder, 2.5L (1986)	21T/18T	-	983826
4-Cylinder, 3.0L (1986-1989)	21T/18T	-	983826
4-Cylinder, 3.0L (1990-1993)	21T/21T	-	987064
V6, 4.3L, 262 CID	21T/19T	29940	985380
V8 Ford, 5.0L, 302 CID	21T/18T	-	986382
V8 Chevy, 5.0L, 305 CID	21T/17T	-	986844
V8 Ford EFI, 5.8L, 351 CID	21T/17T	-	986844
V8 Chevy, 5.7L, 350 CID	21T/16T	-	986381
V8 Ford, 5.8L, 351 CID	21T/16T	-	986381
V8 Ford, 7.5L, 460 CID (1987-1989)	21T/17T	-	988844

LIMITED TO STOCK ON HAND



Cobra

UPPER GEAR HOUSING

No. 29900

OEM: 984518

**1986-1993 OMC Cobra Empty Gear Housing
Ready for Your Components**

**Don't scrap a boat because of a corroded upper gear housing!
Replace it with a NEW housing from GLM.**

**Sand Cast from superior A356T5 Aluminum Alloy
(Original is Die Cast from inferior A380T6)**



The GLM #29900 will fit on all 1986-1993 OMC Cobra sterndrives.
It will accept the original internal and external OMC components.

LIMITED TO STOCK ON HAND

www.glmmarine.com

Cobra

COMPLETE UPPER GEAR HOUSING ASSEMBLY KIT

No. 29919

OEM: N/A
Ratio: 21:16

No. 29929

OEM: N/A
Ratio: 21:18

No. 29939

OEM: N/A
Ratio: 21:17

No. 29949

OEM: N/A
Ratio: 21:19



LIMITED TO STOCK ON HAND

UPPER GEAR HOUSING REBUILD KIT (1986-1993)

No. 29911

OEM: N/A
Ratio: 21:16

No. 29921

OEM: N/A
Ratio: 21:18

No. 29931

OEM: N/A
Ratio: 21:17

No. 29941

OEM: N/A
Ratio: 21:19



Cobra

UPPER GEAR HOUSING SEAL KIT

No. 87654

OEM: 987603



For All Cobra Models
(1986-1993)

UPPER GEAR HOUSING KITS APPLICATION CHART (1986-1993)

Engine	Teeth on Original Gears	Upper Assembly Kit	Upper Rebuild Kit	Upper Seal Kit
4-Cylinder, 2.3L (1987-1989)	21T/21T	-	-	87654
4-Cylinder, 2.5L (1986)	21T/18T	29929	29921	87654
4-Cylinder, 3.0L (1986-1989)	21T/18T	29929	29921	87654
4-Cylinder, 3.0L (1990-1993)	21T/21T	-	-	87654
V6, 4.3L, 262 CID	21T/19T	29949	29941	87654
V8 Ford, 5.0L, 302 CID	21T/18T	29929	29921	87654
V8 Chevy, 5.0L, 305 CID	21T/17T	29939	29931	87654
V8 Ford EFI, 5.8L, 351 CID	21T/17T	29939	29931	87654
V8 Chevy, 5.7L, 350 CID	21T/16T	29919	29911	87654
V8 Ford, 5.8L, 351 CID	21T/16T	29919	29911	87654
V8 Ford, 7.5L, 460 CID (1987-1989)	21T/17T	29939	29931	87654

Cobra

UPPER GEAR SET ASSEMBLY KITS (1986-1993)

No. 22522

OEM: 983917

Ratio 21:16

5.7L 350 Chevy V8
5.8L 351 Ford V8



No. 22532

OEM: 983919

Ratio 21:17

5.0L 305 Chevy V8
5.8L 351 Ford V8 EFI
7.5L 460 Ford V8

No. 22542

OEM: 984013

Ratio 21:19

4.3L 262 Chevy V6

No. 22562

OEM: 983918

Ratio 21:18

4-Cylinder 1986 2.5L
4-Cylinder 1986-1989 3.0L
5.0L 302 Ford V8



Cobra

UPPER GEAR SETS (1986-1993)

No. 22520

OEM: 983825
Ratio 21:16

5.7L 350 Chevy V8
5.8L 351 Ford V8

Comes With:

GLM	OEM	Item
21540	983891	Bearing
21541	983892	Bearing
21542	983877	Bearing
21543	983878	Bearing



No. 22560

OEM: 983826
Ratio 21:18

4-Cylinder 1986 2.5L
4-Cylinder 1986-1989 3.0L
5.0L 302 Ford V8

Comes With:

GLM	OEM	Item
21540	983891	Bearing
21541	983892	Bearing
21542	983877	Bearing
21543	983878	Bearing



No. 22540

OEM: 984012
Ratio 21:19

4.3L 262 Chevy V6

Comes With:

GLM	OEM	Item
21540	983891	Bearing
21541	983892	Bearing
21542	983877	Bearing
21543	983878	Bearing



No. 22544

OEM: 983835
Ratio 21:17

5.0L 305 Chevy V8
5.8L 351 Ford V8 EFI
7.5L 460 Ford V8

Comes With:

GLM	OEM	Item
21540	983891	Bearing
21541	983892	Bearing
21542	983877	Bearing
21543	983878	Bearing



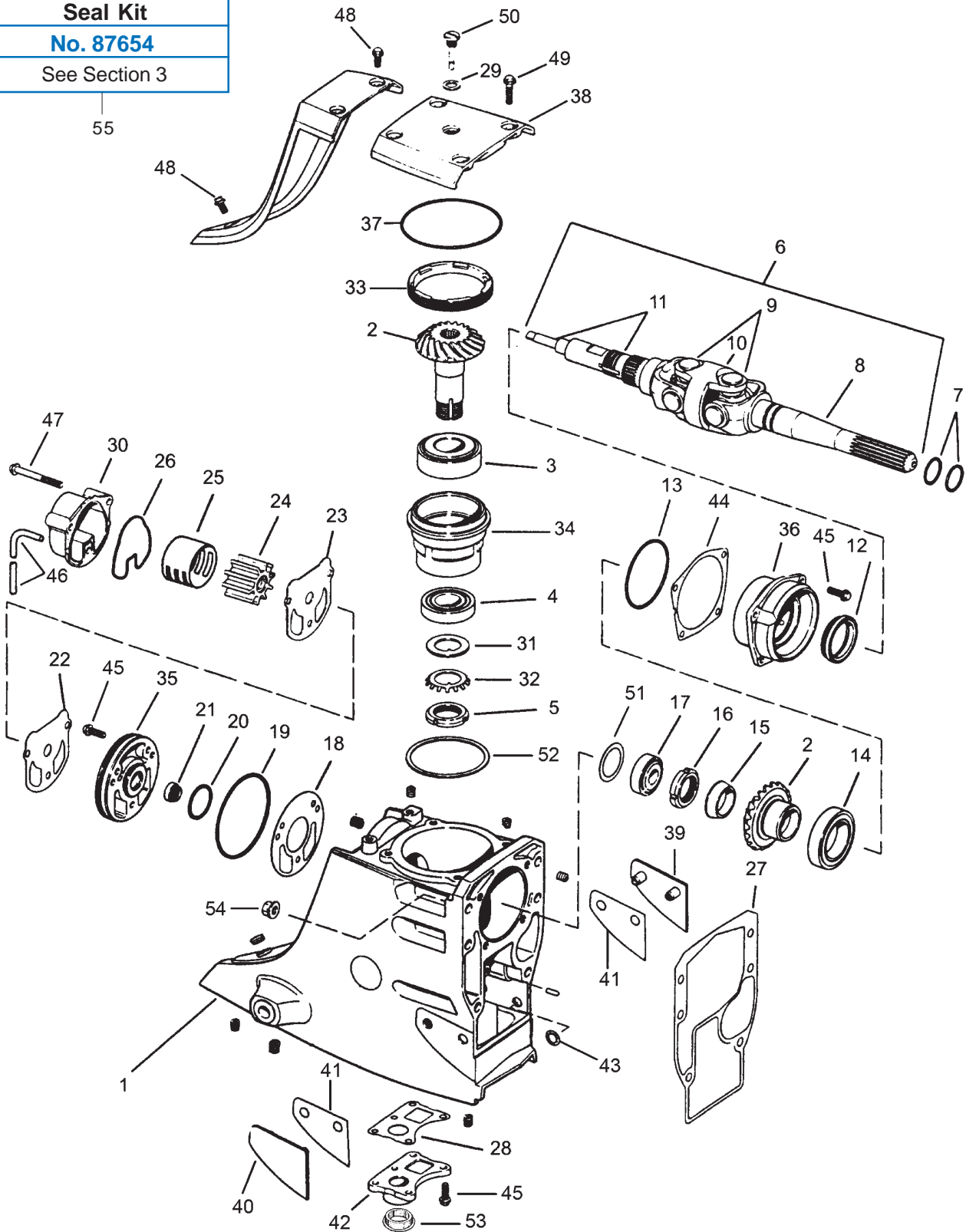
Cobra

UPPER GEAR HOUSING COMPONENTS (1986-1993)

Upper Gearcase Seal Kit

No. 87654

See Section 3



Cobra

UPPER GEAR HOUSING COMPONENTS (1986-1993)

GLM No.	Ref No.	OEM No.	Description	GLM No.	Ref No.	OEM No.	Description
29900	1	984518	Upper Gearcase Assy - Closeout Item	47010	46	912614	Vent Hose
22520	2	983825	Gear Set (21:16 Ratio)	22385	47	912238	Screw
22560	2	983826	Gear Set (21:18 Ratio)	22386	48	3852568	Screw
22540	2	984012	Gear Set (21:19 Ratio)	22387	49	123018	Screw
22544	2	983835	Gear Set (21:17 Ratio)	21732	50	914488	Dipstick
21540	3	983891	Bearing	23371	51	911662	Shim 0.003"
21541	4	983892	Bearing	23372	51	911663	Shim 0.005"
28460	5	911753	Pinion Nut	23373	51	911664	Shim 0.007"
28325	6	98388	U-Joint & Water Pump Shaft	23374	51	911665	Shim 0.010"
81180	7	3852565	O-ring	23375	51	911666	Shim 0.012"
28315	8	912212	Yoke - Drive Shaft	23376	51	911667	Shim 0.015"
28030	9	915717	Universal Joint	23381	52	911668	Shim 0.010"
28100	10	912213	Socket	23382	52	-	Shim 0.001"
28320	11	984264	Yoke & Water Pump Shaft	23383	52	-	Shim 0.003"
86530	12	911685	Oil Seal	86620	53	911705	Seal
82380	13	911686	O-ring	21170	54	-	Locknut - (use with 28420)
21542	14	983877	Bearing	28420	54	-	Washer - (use with 21170)
22525	15	912029	Centering Cone	28410	54	-	Locknut - Flanged (no washer needed)
28470	16	911937	U-Joint Nut	87654	55	987603	Seal Kit
21543	17	983878	Bearing				
34771	18	911698	Gasket				
82430	19	911700	O-ring				
81280	20	909316	O-ring				
86610	21	916058	Oil Seal				
34770	22	911702	Gasket				
12760	23	911703	Wear Plate				
89950	24	983895	Impeller				
12391	25	911844	Water Pump Liner				
86630	26	911704	Seal				
34730	27	915840	Gasket				
33910	28	911733	Gasket				
81100	29	303067	O-ring				
12405	30	984744	Pump Housing				
21676	31	911697	Washer				
23202	32	911752	Retainer				
21111	33	911751	Cover Nut				
27800	34	911750	Bearing Carrier				
27900	35	911699	Water Pump Adapter				
27920	36	911683	Bearing Carrier				
82480	37	313175	O-ring				
28404	38	914489	Cover Assembly				
12661	39	3852561	Thrust Plate				
12662	40	3582562	Thrust Plate				
23360	41	3852563	Shim				
28408	42	911734	Cover Assembly				
21773	43	910953	Retainer Ring				
23361	44	911678	Shim 0.003"				
23362	44	911679	Shim 0.004"				
23363	44	911680	Shim 0.005"				
23364	44	911681	Shim 0.010"				
22384	45	3852454	Screw				

Cobra

UPPER GEAR HOUSING COMPONENTS (1986-1993)

No. 21111

NUT - LOWER BEARING CARRIER
OEM: 911751



No. 21540

UPPER BEARING
OEM: 983891



No. 27800

LOWER BEARING CARRIER
OEM: 911750



SHIM - LOWER BEARING CARRIER

No. 23381

SHIM 0.010"
OEM: 911668

No. 23382

SHIM 0.001"
OEM: N/A

No. 23383

SHIM 0.003"
OEM: N/A



No. 21541

LOWER BEARING
OEM: 983892



No. 21676

WASHER - DRIVEN GEAR
OEM: 911697



No. 23202

RETAINER - DRIVEN GEAR PINION NUT
OEM: 911752



No. 28460

PINION NUT - DRIVEN GEAR
OEM: 911753



Cobra

UPPER GEAR HOUSING COMPONENTS (1986-1993)

No. 23371

SHIM 0.003"

OEM: 911662

No. 23372

SHIM 0.005"

OEM: 911663

No. 23373

SHIM 0.007"

OEM: 911664

No. 23374

SHIM 0.010"

OEM: 911665

No. 23375

SHIM 0.012"

OEM: 911666

No. 23376

SHIM 0.015"

OEM: 911667



Rear Shim

No. 21543

BEARING

OEM: 983878



Roller Bearing

No. 21542

BEARING

OEM: 983877



No. 82380

O-RING - CARRIER

OEM: 911686



No. 27920

FRONT BEARING CARRIER

OEM: 911683



No. 22384

SCREW-CARRIER

OEM: 3852454



No. 86530

OIL SEAL - CARRIER

OEM: 911685



No. 28470

U-JOINT NUT - DRIVE GEAR

OEM: 911937



No. 22525

CENTERING CONE - DRIVE GEAR

OEM: 212029



SHIMS

BEARING CARRIER

No. 23361

SHIM 0.003"

OEM: 911678

No. 23362

SHIM 0.004"

OEM: 911679

No. 23363

SHIM 0.005"

OEM: 911680

No. 23364

SHIM 0.010"

OEM: 911681

SHIM KIT

BEARING CARRIER

No. 23365

OEM: N/A

Kit Includes:

No. 23361

No. 23362

No. 23363

No. 23364



No. 27900

WATER PUMP ADAPTER

OEM: 911699



No. 86610

OIL SEAL

OEM: 916058



No. 81280

O-RING

OEM: 909316



No. 82430

O-RING

OEM: 911700



No. 34771

GASKET

OEM: 911698



Cobra

UPPER GEAR HOUSING COMPONENTS

N/A
COVER ASSEMBLY
OEM: 983967
DISCONTINUED

(1986-1993)



No. 22386
SCREW - COVER
OEM: 3852568



No. 28404
TOP COVER ASSEMBLY
OEM: 914489

(1986-1993)



No. 22387
SCREW - TOP COVER
OEM: 123018



No. 82480
O-RING - TOP COVER
OEM: 313175

No. 33910
GASKET
OEM: 911733



No. 28408
WATER POCKET
COVER ASSEMBLY
OEM: 911734



No. 22384
SCREW - COVER
ASSEMBLY
OEM: 911734

No. 21732
DIPSTICK - TOP COVER
OEM: 914488



No. 81100
O-RING - DIPSTICK
OEM: 329381

No. 12661
THRUST PLATE - PORT
OEM: 3852561



No. 12662
THRUST PLATE - STBD
OEM: 3852562



No. 23360
SHIM
OEM: 3852563



No. 21773
RETAINER RING
OEM: 910953



Cobra

UPPER GEAR HOUSING DRIVE SHAFT

No. 28325

U-JOINT & WATER PUMP SHAFT
OEM: 983880

100% Hot Forged



(1986-1993)

No. 28315

YOKE
OEM: 912212

No. 28030

U-JOINT
(HEAVY DUTY)
OEM: 3850812

No. 28100

SOCKET
OEM: 912213

No. 28320

YOKE & WATER PUMP SHAFT
OEM: 984264

(1986-1993)



No. 81180

O-RING FOR DRIVE SHAFT YOKE
OEM: 3852565





Section 4

OMC Cobra Lower Gear Housing Parts 1986-1993

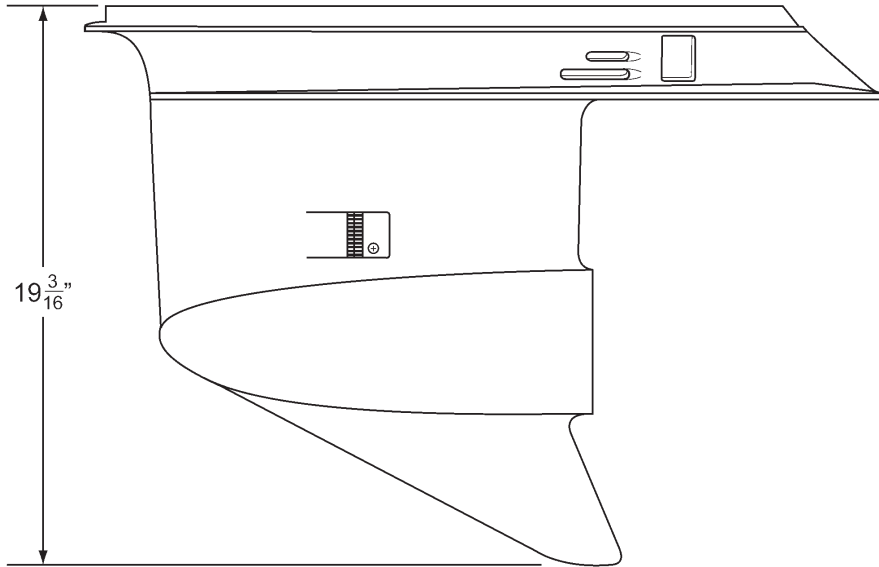
<i>Empty Lower Gear Housing Diagram - Large (1986-1993)</i>	36
<i>Empty Lower Gear Housing Diagram - Small (1986-1993)</i>	37
<i>Lower Gear Housing - Rebuild Kit</i>	38
<i>Lower Gear Housing - Seal Kits (1986-1993)</i>	39
<i>Lower Gear Housing - Breakdown (1986-1993)</i>	40-41
<i>Lower Gear Housing Gear Sets</i>	42-45
<i>Prop Shaft Parts - 4-Cyl. 2.3L (1987-1990), 3.0L (1986-1990)</i>	46
<i>Prop Shaft Parts - 4-Cyl. 3.0L (1990), V6 & V8 (1986-1990)</i>	46
<i>Prop Shaft Parts - ALL (1991-1993)</i>	47
<i>Lower Gear Housing Components</i>	48-49
<i>Lower Gear Housing Shift Shaft (1986-1993)</i>	50
<i>Lower Gear Housing Drive Shaft (1986-1993)</i>	51

Cobra

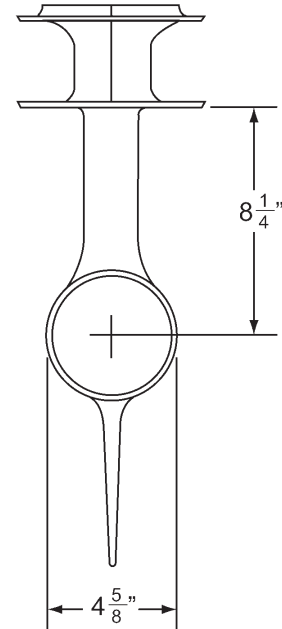
EMPTY LOWER GEAR HOUSING DIAGRAM - LARGE (1986-1993)

N/A

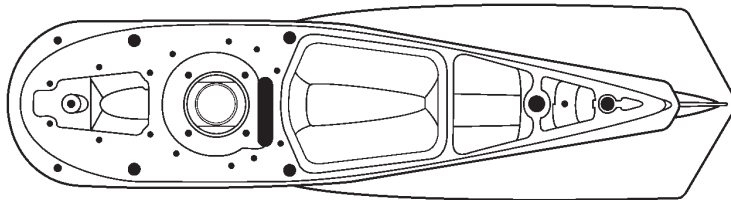
OEM: 439972
Large Gear Housing



Side View



Rear View



Top View

No. 11406

OEM: 5000074
Prop Shaft Bearing Carrier



Limited to Stock on Hand

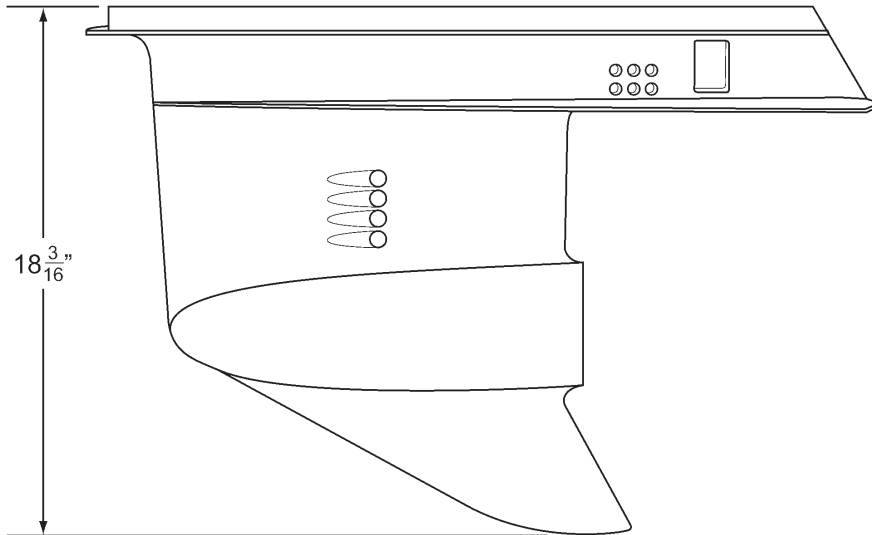
Model	Year	Gear Housing	Prop Shaft Carrier
2.3L 4-Cyl. Ford	1987-1991	Small Housing	-
3.0L 4-Cyl. Chevy	1986-1989	Small Housing	-
3.0L 4-Cyl. Chevy	1990-1993	Large Housing	11406 (1990)
4.3L V6	1986-1993	Large Housing	11406 (1986-1990)
5.0 L Chevy/Ford	1986-1993	Large Housing	11406 (1986-1990)
5.7L Chevy	1986-1993	Large Housing	11406 (1986-1990)
5.8L Chevy	1986-1993	Large Housing	11406 (1986-1990)

Cobra

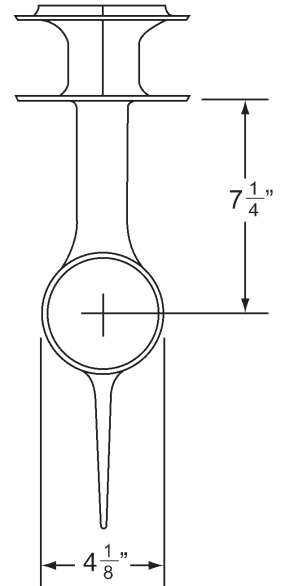
EMPTY LOWER GEAR HOUSING DIAGRAM - SMALL (1986-1993)

N/A

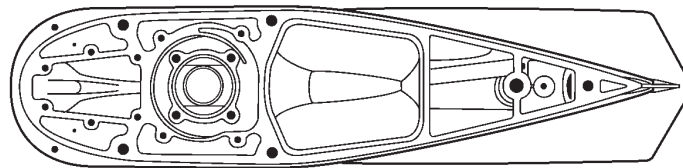
OEM: 984978
Small Gear Housing



Side View



Rear View



Top View



Model	Year	Gear Housing	Prop Shaft Carrier
2.3L 4-Cyl. Ford	1987-1991	Small Housing	-
3.0L 4-Cyl. Chevy	1986-1989	Small Housing	-
3.0L 4-Cyl. Chevy	1990-1993	Large Housing	11406 (1990)
4.3L V6	1986-1993	Large Housing	11406 (1986-1990)
5.0 L Chevy/Ford	1986-1993	Large Housing	11406 (1986-1990)
5.7L Chevy	1986-1993	Large Housing	11406 (1986-1990)
5.8L Chevy	1986-1993	Large Housing	11406 (1986-1990)

Cobra

COMPLETE GEAR HOUSING - REBUILD KIT

No. 28862


OEM: N/A

1.86 Ratio

All Prop Shaft 1-1/4 in. Dia.

1991 V6 & V8

1991 4-Cyl. 3.0L



Cobra

LOWER GEAR HOUSING SEAL KIT - 2.3L (1987-1990), 3.0L (1986-1989)

No. 87655

OEM: 985612

3.0L 1986-1989

2.3L 1987-1990



LOWER GEAR HOUSING SEAL KIT - 3.0L (1990-1993), V6 & V8 (1986-1993)

No. 87656

OEM: 439967

3.0L 1990-1993

V6 & V8 1986-1993

(Except King Cobra)



Cobra

LOWER GEAR HOUSING COMPONENTS (1986-1993)

**Lower Gearcase Seal Kit
4-Cyl. (1989 & Below)**

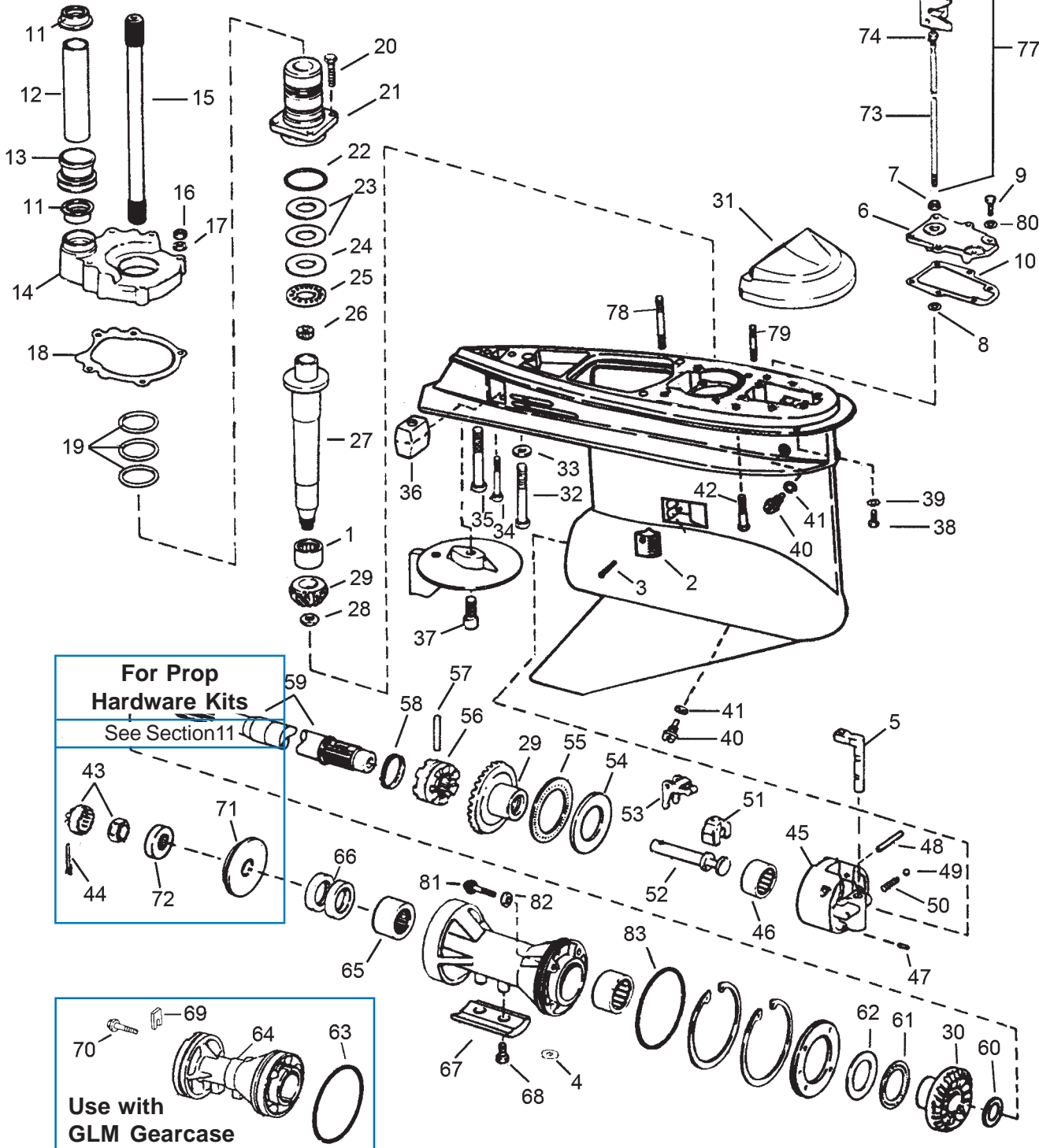
No. 87655

See Section 4

**Lower Gearcase Seal Kit
V6/V8 & 4-Cyl. (1990 & Up)**

No. 87656

See Section 4



Cobra

LOWER GEAR HOUSING GEARS

HEAVY DUTY

Gear Set GLM #22666

Includes #21651 thrust washer**



When all three gears need replacing in your OMC Cobra Sterndrive the installation of the GLM #22666 heavy-duty gear set is highly recommended. The heavy-duty gears can be used with all four-cylinder sterndrives* from 1990-1993 and all V6 and V8 OMC Cobra sterndrives from 1986-1993. It is recommended that a new clutch GLM #22625 (this clutch is not included with the gear set) be installed with the heavy-duty gears. The gears can be used with the standard 1-3/16" diameter prop shaft (1986-1990) or the heavy-duty 1-1/4" diameter prop shaft (1991-1993).

GLM #22666 heavy-duty gears fit these OMC Cobra Sterndrive units:

3.0L/181CI	4-Cyl.	Chev.	1990-93
4.3L/262CI	V6	Chev.	1986-93
5.0L/302CI	V8	Ford	1986-93
5.0L/305CI	V8	Chev.	1986-93
5.7L/350CI	V8	Chev.	1986-93
5.8L/351CI	V8	Ford	1986-93

IMPORTANT NOTE:

The new heavy-duty GLM #22666 gears will not interchange with the standard Cobra gears. For individual Cobra gear replacement, you must use the standard duty GLM #22623 pinion and forward gears or the GLM #22624 reverse gear.

*Except 1990 2.3L

**For model year 1991 OMC increased the prop shaft diameter at the carrier needle bearing (not the prop splines) from 1-3/16 to 1-1/4 inches. Some older gearcases may be fitted with the new large diameter prop shaft. The large diameter prop shaft utilizes a thrust washer (included with this gear set) between the prop shaft and reverse gear. Discard the thrust washer when using the small diameter prop shaft.

✓ **STRONGER**

OEM gear sets are machined from 8620 forged steel. The GLM gear set is machined from a higher alloy forged steel. The stronger teeth and higher alloy steel results in a gear that is 50% stronger than any other comparable gear set. These durable gears are capable of operating with up to 300 horsepower.

✓ **MORE DURABLE**

The new GLM gear set has fewer, larger, and stronger teeth. The pinion gear has 12 teeth and the forward and reverse gears have 22 teeth. The original OEM gear set has 14 teeth on the pinion and 26 teeth on the forward and reverse gears.

✓ **QUIETER**

During the gear machining process, an additional pass is made over each tooth for a finer surface. This makes the gear operation especially quiet.




Cobra

LOWER GEAR HOUSING GEARS

STANDARD DUTY

Replacement Gear Sets

These gearsets are an exact copy of the gears used in the 1986-1993 V6 and V8 OMC Cobra Sterndrives. They also replace the gears used in the 1990-1993 four-cylinder* OMC Cobra sterndrives. The standard-duty replacement gears are stronger than the original and can be used with the standard 1 3/16" diameter prop shaft (1986 -1990) or the heavy-duty 1 -1/4" diam



COMPLETE GEAR SET - Forward/Pinion/Reverse - 14/26 teeth - Comes with the GLM #22625 clutch	GLM #22622	OEM #986980
FORWARD & PINION SET - May be used with OMC reverse gear - 14/26 teeth	GLM #22623	OEM #987670
REVERSE GEAR - May be used with OMC forward and pinion gears - 26 teeth - Includes thrust washer #21651**	GLM #22624	OEM #915273
CLUTCH	GLM #22625	OEM #915272

*Except 1990 2.3L

**For model year 1991 OMC increased the prop shaft diameter at the carrier needle bearing (not the prop splines) from 1-3/16 to 1-1/4 inches. Some older gearcases may be fitted with the new large diameter prop shaft. The large diameter prop shaft utilizes a thrust washer (included with this gear set) between the prop shaft and reverse gear. Discard the thrust washer when using the small diameter prop shaft.

It is recommended that the above standard duty replacement gears be used only with the four-cylinder and V6 powered sterndrives listed below:

3.0L/181CI	4-Cyl. Chev.	1990-93
4.3L/262CI	V6 Chev.	1986-93

GLM recommends the heavy-duty gearset #22666 for all V8 powered sterndrives.

Cobra

LOWER GEAR HOUSING GEARS

4-CYLINDER GEARS

These gearsets are an exact copy of the gears used in the 4-Cylinder 3.0L from 1986-1989 and 1987-1990 2.3L.



COMPLETE GEAR SET - Forward/Pinion/Reverse - 13/26 teeth - Comes with the GLM #22633 clutch	GLM #22630	OEM #986979
FORWARD & PINION SET - May be used with OMC reverse gear - 13/26 teeth	GLM #22631	OEM #985050
REVERSE GEAR - May be used with OMC forward and pinion gears - 26 teeth	GLM #22632	OEM #345992
CLUTCH	GLM #22633	OEM #912607

Cobra

GEAR SETS & CLUTCH DOGS		
Heavy Duty Gears	Clutch for Heavy Duty Gears	
<p>No. 22666 COMPLETE GEAR SET OEM: N/A</p> 	<p>No. 22625 CLUTCH OEM: 915272</p> 	
For Large Gearcase - 3.0L (1990-1993), V6 & V8 (1986-1993)		
<p>No. 22622 (22623+22624+22625) COMPLETE GEAR SET & CLUTCH OEM: 986980</p> 	<p>No. 22623 PINION & FORWARD GEAR SET OEM: 987670 14:26 Ratio</p> 	<p>No.22624 REVERSE GEAR OEM: 915273</p> 
		<p>No. 22625 CLUTCH OEM: 915272</p> 
For Small Gearcase - 2.3L (1987-1990), 3.0L (1986-1989)		
<p>No. 22630 (22631+22632+22633) COMPLETE GEAR SET & CLUTCH OEM: 986979</p> 	<p>No. 22631 PINION & FORWARD GEAR SET OEM: 985050 13:26 Ratio</p> 	<p>No. 22632 REVERSE GEAR OEM: 345992</p> 
		<p>No. 22633 CLUTCH OEM: 912607</p> 

Cobra

PROP SHAFT PARTS - 4-CYL 2.3L (1987-1990), 4-CYL 3.0L (1986-1989)

No. 86030

PROP SHAFT
SEAL (2)
OEM: 330137



N/A

PROP SHAFT
BEARING
OEM: 379504
DISCONTINUED



N/A

REVERSE GEAR
BEARING
OEM: 382407
DISCONTINUED



No. 21642

THRUST WASHER -
REVERSE GEAR
OEM: 314731



No. 16300

THRUST BEARING -
REVERSE GEAR
OEM: 382408



No. 82370

O-RING -
BEARING CARRIER
OEM: 313446



N/A

PROP SHAFT
OEM: 436888
DISCONTINUED



PROP SHAFT PARTS - 4-CYL 3.0L (1990), V6 & V8 (1986-1990)

No. 85130

PROP SHAFT
SEAL (2)
OEM: 320862



No. 11410

PROP SHAFT
BEARING
OEM: 387247
(N.S.S.)



N/A

REVERSE GEAR
BEARING
OEM: 382407
DISCONTINUED



No. 21642

THRUST WASHER -
REVERSE GEAR
OEM: 314731



No. 16300

THRUST BEARING -
REVERSE GEAR
OEM: 382408



No. 82400

O-RING -
BEARING CARRIER
OEM: 305123



No. 22414

PROP SHAFT 1-3/16
(1986-1990)
OEM: 395209



FOR 1-3/16" DIA. PROP SHAFT
No. 22414

N.S.S.= Not Sold
Separately

Cobra

PROP SHAFT PARTS - ALL (1991-1993)

No. 86012

PROP SHAFT
SEAL
OEM: 341281



No. 22950

PROP SHAFT
BEARING
OEM: 434467



No. 11408

BEARING CARRIER
OEM: 5004257

Comes with:
86012, 22950



No. 22373

SCREW
OEM: 350271



No. 82400

O-RING -
BEARING
CARRIER
OEM: 305123

No. 27850

TAB
OEM: 333957



N/A

REVERSE GEAR
BEARING
OEM: 382407
DISCONTINUED

No. 16300

THRUST BEARING -
REVERSE GEAR
OEM: 382408



No. 21642

THRUST WASHER -
REVERSE GEAR
OEM: 314731

No. 21651

THRUST
WASHER
OEM: 336565



No. 22417

PROP SHAFT 1-1/4
(1991-93)
OEM: 5004765



FOR 1-1/4" DIA. PROP SHAFT
No. 22417

For the 1991 model year the OMC Cobra lower gear housing was redesigned with a stronger propellor shaft and bearing carrier.

Propellor Shaft Changes

A shoulder machined into the propellor shaft contacts the reverse gear and prevents the shaft from being pulled out of the gear housing when shifted into reverse. The 1991-1993 propellor shaft utilizes a hardened steel thrust washer between the shoulder and the reverse gear. This hardened thrust washer keeps the shoulder on the prop shaft from damaging the inside of the gear when the boat is shifted into reverse. The shoulder on the 1991-1993 propellor shaft is machined deeper to accommodate the hardened thrust washer.

Another improvement on the 1991-1993 propellor shaft is an increase in diameter from 1-3/16 inches to 1-1/4 inches. The diameter was increased at the needle bearing, the prop shaft seal and the propellor thrust washer locations. The propellor splines remained the same.

Bearing Carrier

The 1991 - 1993 bearing carrier was redesigned with two hold-down tabs and two 5/16 inch bolts holding the carrier to the gear housing. The older carrier installs with four 1/4 inch bolts, a retainer plate and two internal retainer rings. The new carrier GLM #11408 also comes with a larger needle bearing and prop shaft seals for the larger diameter prop shaft. It can only be installed into 1991 and newer lower gear housings that have the notches for the hold down tabs.

Cobra

LOWER GEAR HOUSING - 4-CYL. 2.3L (1987-1990), 4-CYL. 3.0L (1986-1989)

No. 11052

SPRING
OEM: 324369



No. 21135

CROSS PIN
OEM: 313448



No. 22633

CLUTCH DOG
OEM: 912607



No. 16310

FORWARD GEAR
THRUST BEARING
OEM: 385043



No. 21644

FORWARD GEAR
THRUST WASHER
OEM: 324766



No. 21135

PIN
OEM: 313448



No. 27741

LEVER
OEM: 324037



No. 27720

DETENT
OEM: 915954



No. 27710

SHAFT
OEM: 322941



No. 27730

CRADLE
OEM: 982422



No. 27702

HOUSING & BEARING ASSY
OEM: 391365



No. 22491

DETENT BALL
OEM: 160084



No. 11055

SPRING
OEM: 911962



No. 28482

SHAFT & BEARING HSG KIT
OEM: N/A



Cobra

LOWER GEAR HOUSING - 3.0L (1990-1993), V6 & V8 (1986-1993)

No. 11052

SPRING
OEM: 324369



No. 21135

CROSS PIN
OEM: 313448



No. 22625

CLUTCH DOG
OEM: 915272



No. 16340

FORWARD GEAR
THRUST BEARING
OEM: 389042



No. 21646

FORWARD GEAR
THRUST WASHER
OEM: 327669



No. 21137

PIN
OEM: 328825



No. 27740

LEVER
OEM: 322938



No. 27720

DETENT
OEM: 915954



No. 27710

SHAFT
OEM: 322941



No. 27730

CRADLE
OEM: 982422



No. 22910

FORWARD GEAR
BEARING
OEM: 389039



No. 27700

HOUSING & BEARING ASSY
OEM: 389455

Includes 22910



No. 22491

DETENT BALL
OEM: 160084



No. 11055

SPRING
OEM: 911962



No. 28481

SHAFT & BEARING HSG KIT
OEM: N/A



Cobra

LOWER GEAR HOUSING SHIFT SHAFT (1986-1993)

No. 21033

SHIFT ROD
OEM: 914736

Fits:
1986-1993 with V6 & V8
1990-1993 with 4 cyl 3.0L



No. 26440

ROD END
OEM: 914723



No. 21245

NUT
OEM: 914743



No. 22388

SCREW
OEM: 308825



No. 21032

SHIFT ROD ASSEMBLY
OEM: 986658

Fits:
1986-1993 with V6 & V8
1990-1993 with 4 cyl 3.0L



No. 22390

WIPER
OEM: 912157



No. 22375

SCREW
OEM: 304027



No. 27750

COVER & SEAL ASSY.
OEM: 986838



No. 33960

GASKET
OEM: 911878



No. 45200

O-RING
OEM: 318372

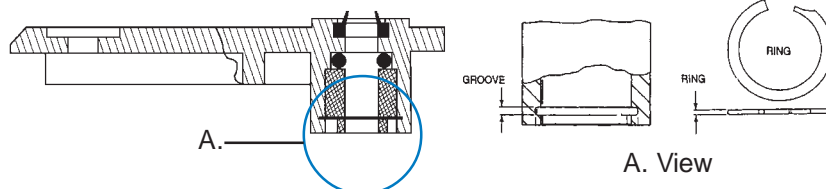


GLM'S RE-DESIGN OF THE COVER & SEAL ASSEMBLY

GLM proudly uses Smalley* internal snap ring for holding the sealing bushing. Unlike the OEMs which locks it dead. No special tools are required for replacing the seal and a service job can be finished in seconds!

No. 27750

OEM: 986838



*Smalley Steel Ring Co. is a GM vendor

Cobra

LOWER GEAR HOUSING DRIVE SHAFT (1986-1993)

No. 12960

TUBE
OEM: 911706



No. 12961

GUIDE
OEM: 911715



No. 86620

SEAL - TUBE
OEM: 911705



No. 21180

NUT
OEM: 121731



No. 21490

WASHER
OEM: 305981



No. 27760

WATER PASSAGE HOUSING
OEM: 915720



No. 33970

GASKET
OEM: 915719



Water Passage

No. 83250

O-RING - UPPER
OEM: 318717



No. 22362

SCREW
OEM: 317624



No. 27770

BEARING HOUSING
OEM: 984462



No. 81380

O-RING - LOWER
OEM: 314728



No. 23590

SHIM 0.003"
OEM: 323362



No. 23580

SHIM 0.004"
OEM: 323361

No. 23510

SHIM 0.005"
OEM: 314745

No. 21645

THRUST WASHER
OEM: 327656



No. 16330

THRUST BEARING
OEM: 387656



No. 22404

UPPER DRIVE SHAFT
OEM: 911709



No. 12962

PLUG
OEM: 911710



No. 22406

LOWER DRIVE SHAFT
OEM: 911693

Fits:

1986-1993 with V6 & V8

1990-1993 with 4 cylinder 3.0L



No. 21610

PINION BEARING
OEM: 387817
(Not Sold Separately)

Fits:

1986-1993 with V6 & V8

1990-1993 with 4 cyl 3.0L



No. 22880

PINION BEARING
OEM: 384195

Fits:

1986-1989 with 3.0L

1987-1990 with 2.3L



No. 11190

PINION NUT
OEM: 314730





Section 5

OMC Cobra Transom Assembly Parts 1986-1993

<i>Transom Assembly - Breakdown (1986-1993)</i>	54-55
<i>Shift Cable (1986-1993)</i>	56
<i>Transom Service Kit (1986-1993)</i>	57
<i>Transom Components</i>	57

Cobra

TRANSOM ASSEMBLY (1986-1993)

Transom Service Kit

No. 21962

See Section 5

Trailer Clips

No. 90071

See Section 5

Shift Cable Assy. Kit

No. 21455

See Section 5

Outdrive Mounting Kit

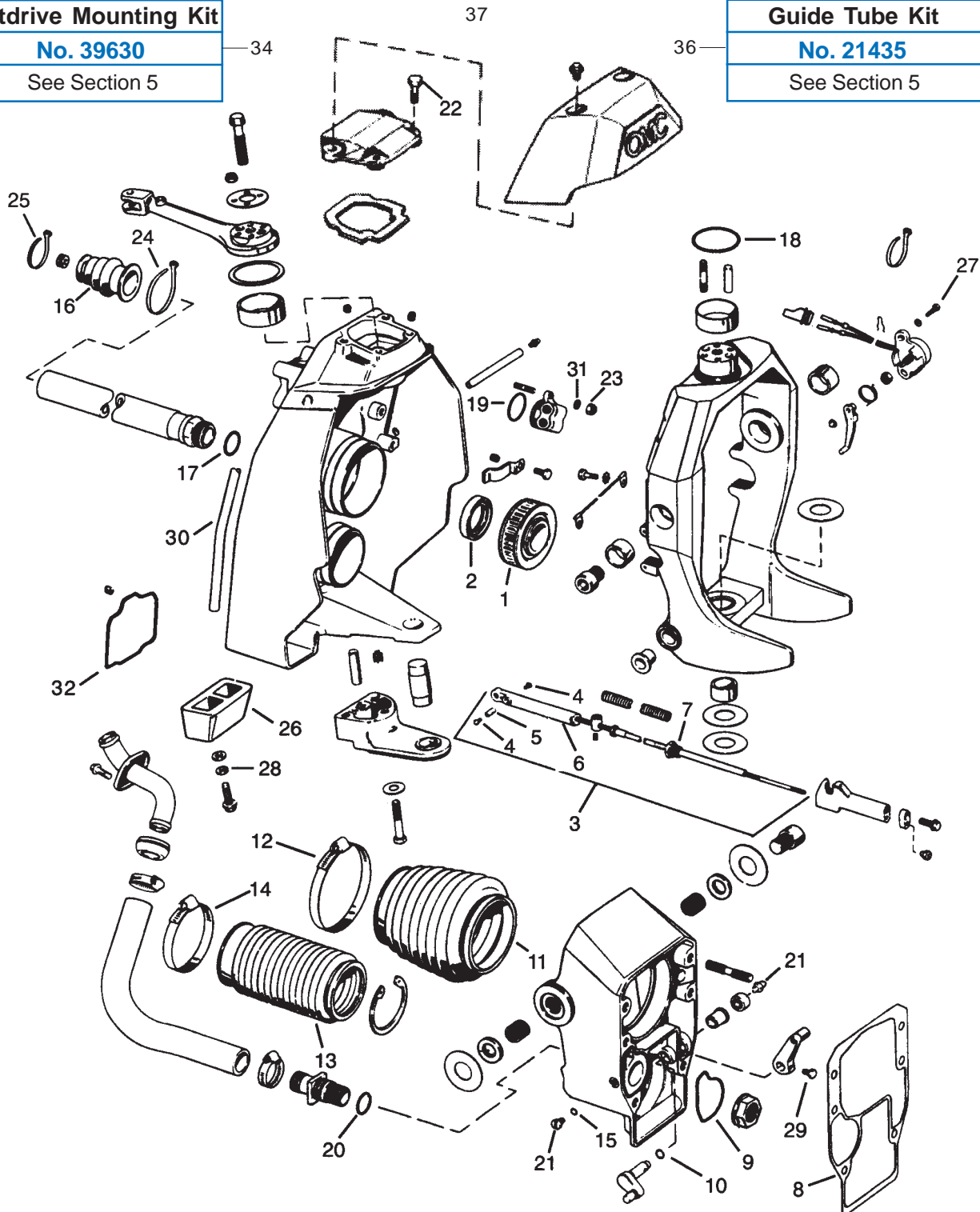
No. 39630

See Section 5

Guide Tube Kit

No. 21435

See Section 5




Cobra

SHIFT CABLE

No. 21455

SHIFT CABLE
ASSEMBLY KIT
OEM: N/A



Kit contains:

GLM	OEM	ITEM
21715	987661	Shift Cable Assembly Kit
39630	508105	Drive Installation Kit
89210	911826	Bellow
21465	320107	Cable Tie
21466	317893	Cable Tie

No. 21715

SHIFT CABLE
ASSEMBLY KIT
OEM: 987661

Now comes with No. 90580
Shift Cable Adjustment Tool Kit!



Kit contains:

GLM	OEM	ITEM
21716	N/A	Shift Cable (N.S.S.)
21432	915918	Anchor
21433 (2)	912304	Set Screw
21434	914742	Guide
80140	304174	O-ring
90580	914017+	Shift Cable
	915271	Adjustment Tool

Cobra
(1986-1993)

No. 21435

GUIDE TUBE KIT
OEM: N/A



Kit contains:

GLM	OEM	ITEM
21434	914742	Guide Tube
21433 (2)	912304	Set Screw
21432	915918	Anchor
80140	304174	O-ring

For All "Clutch Dog" Cobra

No. 21433

SET SCREW
OEM: 912304




No. 21432

ANCHOR
OEM: 915918



No. 90580

SHIFT CABLE ADJUSTMENT TOOL KIT
OEM: 914017 + 915271
(Plastic)



*Note: Individual Parts Not Sold Separately

Cobra
(1986-1993)

No. 21434

GUIDE TUBE
OEM: 914742



No. 80140

O_RING
OEM: 304174



Cobra

TRANSOM SERVICE KIT

No. 21962

OEM: N/A

Kit contains:

GLM	OEM	ITEM
39630	508105	Seal Kit
89210	911826	Shift Cable Bellow
89200	3854127	U-Joint Bellow
89190	914036	Exhaust Bellow
01090	3852604	Hose Clamp
01070	912628	Hose Clamp
21906	3853807	Gimbal Bearing
21465	320107	Cable Tie
21466	317893	Cable Tie



Cobra
(1986-1993)

TRANSOM COMPONENTS

No. 39630

OUTDRIVE
MOUNTING KIT
OEM: 508105



Kit contains:

GLM	OEM	ITEM
34730	915840	Gasket
39631	N/A	Outdrive Mounting Kit

For All "Clutch Dog" Cobra
(1986-1993)

No. 21906

GIMBAL BEARING
ASSEMBLY
OEM: 3853807



GLM Built in U.S.A.

No. 89210

SHIFT CABLE BELLOW
OEM: 911826



Cobra
(1986-1993)

No. 89190

EXHAUST BELLOW
OEM: 914036



Cobra
(1986-1993)

No. 89200

U-JOINT BELLOW
OEM: 3854127



Cobra
(1986-1998)

No. 90071

TRAILER CLIPS
OEM: 174448



For OMC Cobra



Section 6

OMC Stringer Upper Gear Housing Parts 1985 & older

<i>Upper Gear Housing - Applications</i>	60
<i>Upper Gear Housing - Complete</i>	61
<i>Upper Gear Housing - Empty</i>	62
<i>Bearing Retainer - Assembly Kits</i>	63
<i>Upper Gear Housing - Rebuild Kits</i>	63
<i>Upper Gear Housing - Seal Kits</i>	64
<i>Upper Gear Sets</i>	65
<i>Upper Gear Housing - Breakdown (1973-1985)</i>	66-67
<i>Upper Gear Housing Components</i>	68-70
<i>Upper Gear Housing - Drive Shaft</i>	69
<i>Steering Components</i>	70

Stringer

COMPLETE UPPER GEAR HOUSING ASSEMBLY

APPLICATION CHART (1973-1985)

Model	Year	Upper Complete	Upper Housing
All 4-Cylinder	1973-1977	-	27000
All 4-Cylinder	1978-1985	-	27000
V6, 165 HP, 250 CID	1973-1977	27300	27000
V6 Chevy, 3.8L, 229 CID	1981-1985	27400	27000
V6 Chevy, 4.3L, 262 CID	1985	27300	27000
V6 Chevy, 5.0L, 307 CID	1973-1977	27200	27000
V6 Chevy, 5.0L, 305 CID	1978-1985	27200	27000
V8 Ford, 5.0L, 302 CID	1974-1977	27200	27000
V8 Chevy, 5.7L, 350 CID	1978-1985	27100	27000
V8 Ford, 5.8L, 351 CID	1975-1977	27100	27000

LIMITED TO STOCK ON HAND



Stringer

COMPLETE UPPER GEAR HOUSING ASSEMBLY (1973-1985)

100% New



Engine	Teeth on Original Gears	GLM No.	OEM No.
4-Cylinder, All	21T/18T	-	982488
V6, 3.8L, 229 CID	21T/20T	27400	982739
L6, 165 HP	21T/19T	27300	981229
V6, 4.3L, 262 CID	21T/19T	27300	981229
V8 Ford, 5.0L, 302 CID	21T/17T	27200	982487
V8 Chevy, 5.0L, 305 CID	21T/17T	27200	982487
V8 Chevy, 5.7L, 350 CID	21T/16T	27100	982488
V8 Ford, 5.8L, 351 CID	21T/16T	27100	982488

LIMITED TO STOCK ON HAND

Stringer

UPPER GEAR HOUSING (1973-1985)

No. 27000

OEM: 982226

1973-1985 OMC Empty Gear Housing Ready for Your Components

**Don't scrap a boat because of a corroded upper gear housing!
Replace it with a NEW housing from GLM.**

The GLM #27000 will work on all 1973-1985 OMC sterndrives and will accept the original internal and external OMC components.



LIMITED TO STOCK ON HAND



Stringer

BEARING RETAINER ASSEMBLY KITS (1973-1985)

No. 22590 21T/16T

OEM: 982478

No. 22580 21T/17T

OEM: 982477

No. 22567 21T/18T

OEM: 982476

No. 22568 21T/19T

OEM: 984263

No. 22570 21T/20T

OEM: 982738



UPPER GEAR HOUSING REBUILD KITS (1973-1985)

No. 22519 21T/16T

OEM: N/A

No. 22516 21T/17T

OEM: N/A

No. 22537 21T/18T

OEM: N/A

No. 22538 21T/19T

OEM: N/A

No. 22539 21T/20T

OEM: N/A



Stringer

UPPER GEAR HOUSING SEAL KITS

No. 87651

OEM: 981799



For 100 thru 245 (1968-1972)

No. 87650

OEM: 982949



For All Models (1973-1985)

UPPER GEAR HOUSING KITS APPLICATION CHART (1973-1985)

Engine	Teeth on Original Gears	Upper Rebuild Kit	Bearing Retainer Kit	Upper Seal Kit
4-Cylinder, All	21T/18T	22537	22567	87650
V6, 3.8L, 229 CID	21T/20T	22539	22570	87650
L6, 165 HP	21T/19T	22538	22568	87650
V6, 4.3L, 262 CID	21T/19T	22538	22568	87650
V8 Ford, 5.0L, 302 CID	21T/17T	22516	22580	87650
V8 Chevy, 5.0L, 305 CID	21T/17T	22516	22580	87650
V8 Chevy, 5.7L, 350 CID	21T/16T	22519	22590	87650
V8 Ford, 5.8L, 351 CID	21T/16T	22519	22590	87650



Stringer

UPPER GEAR SETS (1973-1985)

GLM is first in the marine industry to have all of the OMC upper housing gear ratios.

Different size engines require different gear ratios in the drive. The manufacturer changes these ratios with different gear sets. The gear ratio change is in the upper gear housing*. All 1973-1985 OMC upper gear housings are identical** except for the tooth count on the gears. Below is a chart showing the tooth count for the different size engines used with OMC sterndrives.



All GLM upper gear sets come with:

GLM No.	OEM No.	Item
21544	382212	Bearing
21545	379585	Bearing
21547	375761	Bearing

Engine	Teeth on Original Gears	GLM No.	OEM No.
4-Cylinder, All	21T/18T	22518	982244
V6, 3.8L, 229 CID	21T/20T	22530	982835
L6, 165 HP	21T/19T	22514	984262
V6, 4.3L, 262 CID	21T/19T	22514	984262
V8 Ford, 5.0L, 302 CID	21T/17T	22512	982259
V8 Chevy, 5.0L, 305 CID	21T/17T	22512	982259
V8 Chevy, 5.7L, 350 CID	21T/16T	22510	982261
V8 Ford, 5.8L, 351 CID	21T/16T	22510	982261

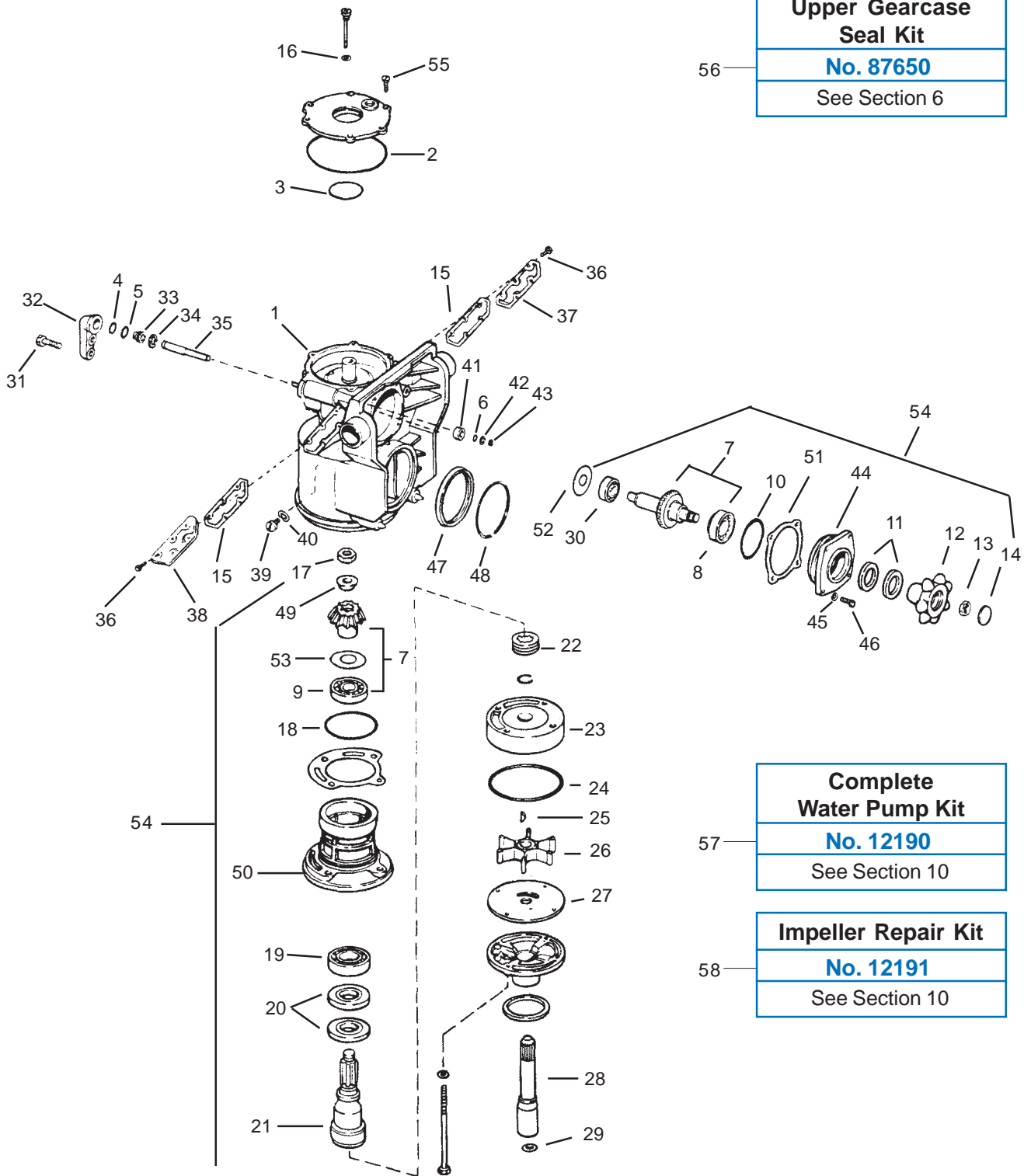
*All lower gear housing ratios are either 2.0:1 for the four-cylinder engines or 1.83:1 for the six and eight-cylinder engines.

The original driven gears in 1973 and 1974 upper gear housings are **not machined for a centering cone. All 1975 and newer driven gears and all GLM replacement driven gears are machined for a centering cone. A new drive shaft with shorter splines and a centering cone must be installed when replacing the original (non-centering cone) driven gear.

Rebuild your OMC powered boat with high quality GLM parts!
GLM is the source for OMC parts!

Stringer

UPPER GEAR HOUSING (1973-1985)



Stringer

UPPER GEAR HOUSING (1973-1985)

GLM No.	Ref No.	OEM No.	Description	GLM No.	Ref No.	OEM No.	Description
27000	1	982226	Upper Gearcase Assembly	27830	43	911317	Retaining Ring
82480	2	313175	O-ring	27960	44	313184	Bearing Retainer
82250	3	310327	O-ring (Electric Shift)	21492	45	302290	Lockwasher
82250	3	910582	O-ring (400-800)	22327	46	909386	Screw
82140	4	302540	O-ring (Early Model)	86652	47	308768	Seal
80230	4	909140	O-ring (Late Model)	11056	48	308590	Spring
42140	5	909139	Quad Ring	22515	49	909123	Centering Cone
41120	6	909048	Quad Ring	27950	50	910240	Bearing Housing
22510	7	982261	Gears 21:16	23312	51	313202	Shim .002
22512	7	982259	Gears 21:17	23313	51	313203	Shim .003
22514	7	984262	Gears 21:19	23314	51	313204	Shim .004
22518	7	982835	Gears 21:18	23315	51	313205	Shim .005
22530	7	982244	Gears 21:20	23316	51	313206	Shim .006
21544	8	382212	Bearing	23323	52	313163	Shim .003
21545	9	379585	Bearing	23324	52	313164	Shim .004
82350	10	308621	O-ring	23325	52	313165	Shim .005
86080	11	981196	Oil Seal	23326	52	313166	Shim .006
22020	12	908069	Ball Gear	23327	52	313167	Shim .007
22330	13	908064	Nut	23328	52	313168	Shim .008
22030	14	908052	Cover	23333	53	313193	Shim .003
34180	15	308592	Gasket	23334	53	313194	Shim .004
33050	16	315189	Gasket	23335	53	313195	Shim .005
22310	17	907866	Lock Nut	23336	53	313196	Shim .006
82360	18	553126	O-ring	23337	53	313197	Shim .007
21546	19	382165	Bearing	23338	53	313198	Shim .008
86090	20	981268	Oil Seal	23339	53	313199	Shim .009
22412	21	909121	Drive Shaft - Low Profile ('78-85)	23340	53	313200	Shim .010
N.L.A.	21	981220	Drive Shaft - High Profile ('75-77)	22567	54	982476	Bearing Retainer Assy. 2.5/3.0L
N.L.A.	21	382883	Drive Shaft - High Profile ('73-74)	22570	54	982738	Bearing Retainer Assy. 3.8L
86100	22	907774	Shaft Seal	22568	54	984263	Bearing Retainer Assy. 4.3L
12390	23	983298	Pump Housing	22580	54	982477	Bearing Retainer Assy. 5.0L
82520	24	910238	O-ring	22590	54	982478	Bearing Retainer Assy. 5.7L
89595	25	308928	Key	22307	55	909638	Screw
89760	26	777130	Impeller Pump Plate	87650	56	982949	Seal Kit
12590	27	313176	Pump Plate	12190	57	983218	Complete Water Pump Kit
22410	28	909753	Pump Drive Shaft (Low Profile)	12191	58	-	Impeller Repair Kit
22411	28	908087	Pump Drive Shaft (High Profile)				
80220	29	314491	O-ring				
21547	30	375761	Bearing				
22329	31	305282	Screw				
27970	32	908870	Bracket				
27990	33	908871	Retainer				
27840	34	911316	Retainer Ring				
27980	35	908890	Spacer Shaft				
22328	36	3852473	Screw				
28440	37	308699	Water Cover - Stbd.				
28450	38	308591	Water Cover - Port				
21731	39	318544	Screw Set				
31171	40	311598	Gasket				
27820	41	308883	Bushing				
31173	42	314390	Gasket				

Stringer

UPPER GEAR HOUSING COMPONENTS

No. 22010

BALL GEAR
OEM: 908063

Limited Stock!



No. 27960

BEARING RETAINER
OEM: 313184



No. 86080

SEAL - BEARING
RETAINER (2)
OEM: 981196



No. 22330

BALL GEAR NUT
OEM: 908064



No. 22030

BALL GEAR COVER
OEM: 908062



No. 21492

LOCKWASHER
OEM: 302290



No. 22327

SCREW
OEM: 909386



No. 21544

TAPERED ROLLER
BEARING - RETAINER
OEM: 382212



No. 82350

O-RING -
BEARING - RETAINER
OEM: 308621



SHIMS

No. 23312 (.002)

OEM: 313202

No. 23313 (.003)

OEM: 313203

No. 23314 (.004)

OEM: 313204

No. 23315 (.005)

OEM: 313205

No. 23316 (.010)

OEM: 313206

No. 23310

COMPLETE KIT
OEM: N/A

SHIMS - REAR BEARING

No. 23323 (.003)

OEM: 313163

No. 23324 (.004)

OEM: 313164

No. 23325 (.005)

OEM: 313165

No. 23326 (.006)

OEM: 313166

No. 23327 (.007)

OEM: 313167

No. 23328 (.008)

OEM: 313168

No. 23320

COMPLETE KIT
OEM: 313163



No. 21547

TAPERED ROLLER BEARING
OEM: 375761



Stringer

UPPER GEAR HOUSING COMPONENTS

No. 22310

NUT
OEM: 907866



No. 22515

CENTERING CONE
OEM: 909123



No. 21545

UPPER TAPERED
ROLLER BEARING
OEM: 379585



No. 82360

O-RING - BEARING HOUSING
OEM: 553126



SHIMS

No. 23333 (.003)

OEM: 313193

No. 23334 (.004)

OEM: 313194

No. 23335 (.005)

OEM: 313195

No. 23336 (.006)

OEM: 313196

No. 23337 (.007)

OEM: 313197

No. 23338 (.008)

OEM: 313198

No. 23339 (.009)

OEM: 313199

No. 23340 (.010)

OEM: 313200

No. 23330

COMPLETE KIT

OEM: N/A



No. 27950

BEARING HOUSING
OEM: 910240



No. 21546

LOWER TAPERED
ROLLER BEARING
OEM: 382165



No. 86090

SEAL (2)
OEM: 981268



DRIVE SHAFT (1978-85)

No. 22412

DRIVE SHAFT - LOW PROFILE
OEM: 909121



Stringer

UPPER GEAR HOUSING COMPONENTS

No. 28440

WATER COVER-STBD
OEM: 308699




No. 28450

WATER COVER -PORT
OEM: 308591



No. 34180

WATER COVER
GASKET (2)
OEM: 308592



No. 22307

SCREW
OEM: 9096381



No. 82250

O-RING
OEM: 910582



No. 22328

SCREW
OEM: 3852473



N/A

COVER
OEM: 313228
DISCONTINUED



No. 86652

SEAL
OEM: 308768



No. 11056

SPRING
OEM: 308590



No. 82480

O-RING - COVER
OEM:313175



STEERING

No. 27970

BRACKET
OEM: 908870



No. 42140

QUAD RING
OEM: 909139



No. 27820

BUSHING
OEM: 308883



No. 27820

BUSHING
OEM: 308883



No. 31173

GASKET
OEM: 314390



No. 80230

O-RING
OEM: 909140



No. 27990

RETAINER
OEM: 908871



No. 27980

SPACER SHAFT
OEM: 908890



No. 41120

QUAD RING
OEM: 909048



No. 27840

RETAINER
OEM: 911316



No. 22329

SCREW
OEM: 305282



Section 7

OMC Stringer Lower Gear Housing Parts 1985 & Older

<i>Lower Gear Housing - Breakdown (1978-1985)</i>	<i>72-73</i>
<i>Lower Gear Sets</i>	<i>74-77</i>
<i>Lower Gear Housing Gears Application Guide</i>	<i>78</i>
<i>Lower Gear Housing Seal Kits</i>	<i>79</i>
<i>Lower Gear Housing Components (1978-1985)</i>	<i>79</i>
<i>Prop Shaft Parts - 4-Cyl. w/ Mechanical Shift (1978-1985)</i>	<i>80</i>
<i>Prop Shaft Parts - V6/V8 w/ Mechanical Shift (1978-1985)</i>	<i>80</i>
<i>Lower Gear Housing - 4-Cyl. w/ Mechanical Shift (1978-1985)</i>	<i>81</i>
<i>Lower Gear Housing - V6/V8 w/ Mechanical Shift (1978-1985)</i>	<i>82</i>
<i>Shift Parts</i>	<i>83</i>
<i>Electric Shift Lower</i>	<i>83</i>
<i>Miscellaneous</i>	<i>83</i>

Stringer

LOWER GEAR HOUSING COMPONENTS - WITH MECHANICAL SHIFT (1978-1985)

**Lower Gearcase
Seal Kit - V6/V8
with Mech. Shift**

No. 87630

See Section 7

**Lower Gearcase
Seal Kit - 4-Cyl.
with Mech. Shift**

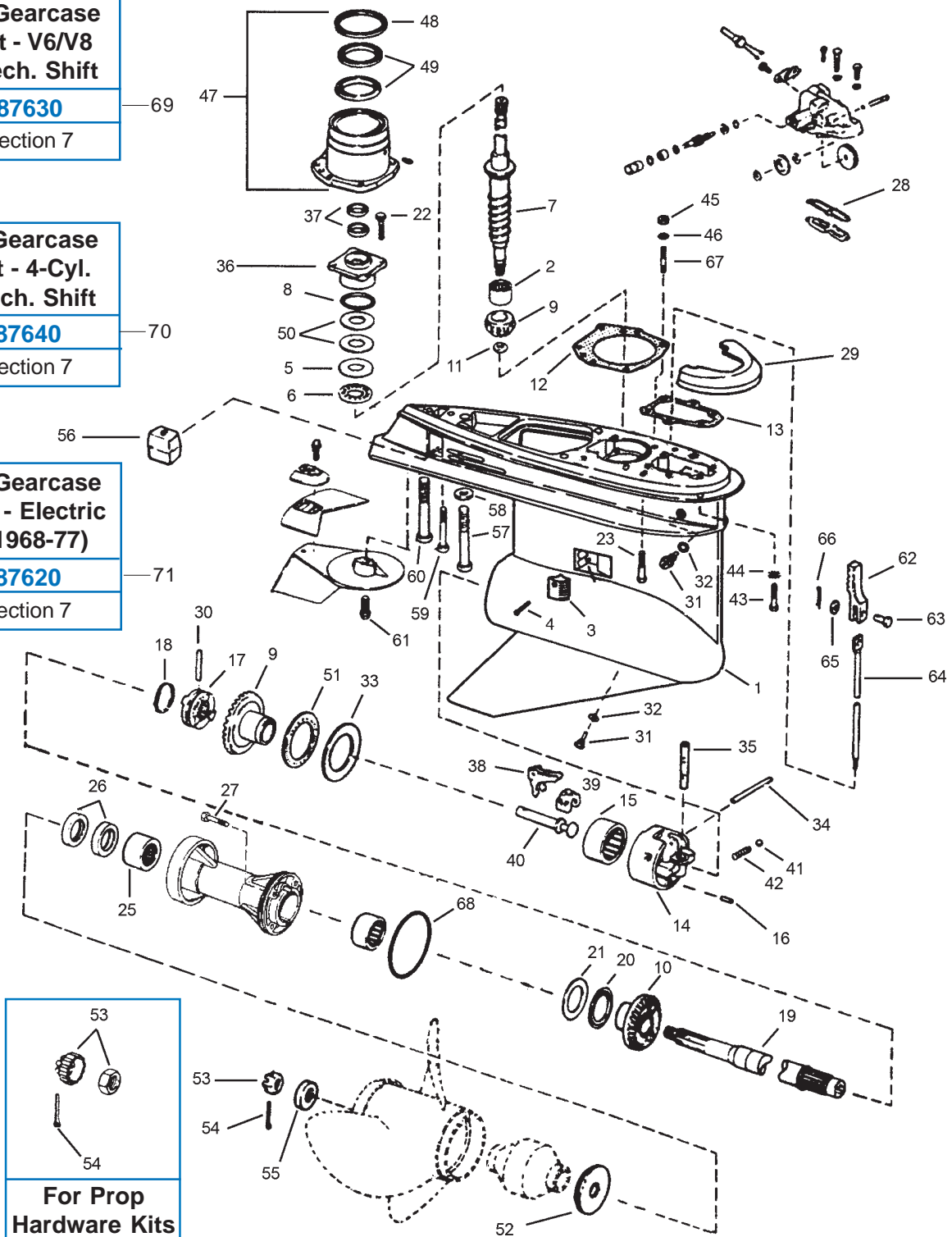
No. 87640

See Section 7

**Lower Gearcase
Seal Kit - Electric
Shift (1968-77)**

No. 87620

See Section 7



**For Prop
Hardware Kits**

See Section 11

Stringer

LOWER GEAR HOUSING COMPONENTS - WITH MECHANICAL SHIFT (1978-1985)

GLM No.	Ref No.	OEM No.	Description	GLM No.	Ref No.	OEM No.	Description
-	1	438050	Gearcase Assy. - DISCONTINUED	27740	38	322938	Lever
21610	2	387817	Pinion Bearing (Not Sold Separately)	27741*	38	324037	Lever 4-Cyl.*
22880*	2	384195	Pinion Bearing 4-Cyl.*	27730	39	982422	Cradle
21885	3	337778	Screen	27710	40	322941	Shaft
22363	4	337061	Screw	22491	41	160084	Detent Ball
21645	5	327656	Thrust Washer	11055	42	911962	Spring
16330	6	387656	Thrust Bearing	22369	43	912127	Screw
22413	7	982424	Drive Shaft	21761	44	328701	Lockwasher
81380	8	314728	O-ring	21180	45	121731	Nut
22623*	9	5004216	P/Forward Gear Set M*	21490	46	305981	Washer
22621*	9	435088	P/Forward Gear Set H*	27780+	47	982439	Swivel Bearing Retainer V6 & V8 +
22631*	9	986979	P/Forward Gear Set 4-Cyl.*	86040	48	310649	Oil Seal
22624	10	910994	Reverse Gear	86050	49	313353	Oil Seal
22632*	10	345992	Reverse Gear 4-Cyl.*	23590	50	323362	Shim .003
22666	9+10	-	Gear Set (Heavy Duty)	23580	50	323361	Shim .004
11190	11	314730	Nut	23510	50	314745	Shim .005
34720	12	910236	Gasket	16340	51	389042	Thrust Bearing
33730*	12	910338	Gasket 4-Cyl.*	16310*	51	385043	Thrust Bearing 4-Cyl.*
33020	13	324670	Gasket	22230*	52	127084	Thrust Washer 4-Cyl.*
27700	14	389455	Housing & Bearing Assembly	22221	52	126870	Thrust Washer
27702*	14	391365	Housing & Bearing Assy. 4-Cyl.*	22150*	53	314503	Nut 4-Cyl.*
22910	15	389039	Bearing	22185	54	398042	Nut & Keeper
-	15	382407	Bearing 4-Cyl.*- DISCONTINUED	22120*	54	314502	Cotter Pin 4-Cyl.*
21138	16	331880	Pin	22142	54	306394	Cotter Pin
22625	17	337774	Clutch Dog	22250*	55	315810	Spacer 4-Cyl.*
22633*	17	910578	Clutch Dog 4-Cyl.*	22190	55	320570	Spacer
11052	18	324369	Spring	12776	56	436745	Anode
22414*	19	395209	Prop Shaft M*	22365	57	914535	Screw 7/16 x 3-1/2 -14
-	19	436888	Prop Shaft* (4-Cyl.76-86) - DISCONT.	21674	58	330265	Washer
16300	20	382408	Thrust Bearing	22366	59	328096	Screw
21642	21	314731	Thrust Washer	22367	60	330263	Screw 3/8 x 3-1/2 -16
22362	22	317624	Screw	22368	61	313715	Screw
22371	23	331999	Screw 3/8 x 1-3/4 -16	27870	62	910311	Rack
-	24	382407	Bearing - DISCONTINUED	27880	63	910539	Pin
11410	25	387247	Bearing (Not Sold Separately)	27890+	64	910309	Shift Rod V6 & V8 +
85130	26	320862	Oil Seal	21678	65	306358	Washer
22300	27	316563	Screw	22145	66	306376	Cotter Pin
34690	28	909604	Gasket	22473	67	910551	Stud
12773	29	983494	Anode	82400	68	305123	O-ring
21135	30	313448	Cross Pin	82370*	68	313446	O-ring 4-Cyl.*
21731	31	318544	Draining Screw	87630	69	982946	Seal Kit V6 & V8 w/ Mech. Shift
31171	32	311598	Gasket	87640	70	982947	Seal Kit 4-Cyl. w/ Mech. Shift
21646	33	327669	Thrust Washer	87620	71	981797	Seal Kit w/ Electric Shift (1968-77)
21644*	33	324766	Thrust Washer 4-Cyl.*	<p>*The 1978-1985 OMC Sterndrives with four-cylinder engines utilize a small diameter lower gear housing.</p> <p>+The 1978-1986 OMC sterndrives with V6 or V8 engines use a large diameter lower gear housing.</p> <p>The lower gear housing parts are interchangeable except where noted with an asterisk or plus sign.</p> <p>M* - Mechanical Shift H* - Hydraulic Shift</p>			
21137	34	328825	Pin				
21135*	34	320145	Pin 4-Cyl.*				
27721	35	910310	Detent				
22730	36	982422	Bearing Housing & Seal				
86060	37	321467	Oil Seal				

Stringer

LOWER GEAR HOUSING GEARS - V6 & V8

HEAVY DUTY

Gear Set GLM #22666

Includes #21651 thrust washer*



When all three gears need replacing in your OMC sterndrive the installation of the GLM #22666 heavy-duty gear set is highly recommended. The heavy-duty gears can be used with all V6 and V8 OMC sterndrives from 1978-1985 with mechanical shift (not 1978-1980 with hydraulic shift).

It is recommended that a new clutch GLM # 22625 (this clutch is not included with the gear set) be installed with the heavy-duty gears.

GLM #22666 heavy-duty gears fit these OMC Sterndrive units:

3.8L/229CI	V6	1981-85
4.3L/262CI	V6	1985
5.0L/305CI	V8	1981-85
5.7L/350CI	V8	1981-85

IMPORTANT NOTE:

The new heavy-duty GLM #22666 gears will not interchange with the standard gears. For individual gear replacement, you must use the standard duty GLM #22623 pinion and forward gears or the GLM #22624 reverse gear.

✓ **STRONGER**

OEM gear sets are machined from 8620 forged steel. The GLM gear set is machined from a higher alloy forged steel. The stronger teeth and higher alloy steel results in a gear that is 50% stronger than any other comparable gear set. These durable gears are capable of operating with up to 300 horsepower.

✓ **MORE DURABLE**

The new GLM gear set has fewer, larger, and stronger teeth. The pinion gear has 12 teeth and the forward and reverse gears have 22 teeth. The original OEM gear set has 14 teeth on the pinion and 26 teeth on the forward and reverse gears.

✓ **QUIETER**

During the gear machining process, an additional pass is made over each tooth for a finer surface. This makes the gear operation especially quiet.

*For model year 1990 OMC increased the prop shaft diameter at the carrier needle bearing (not the prop splines) from 1-3/16 to 1-1/4 inches. Some older gearcases may be fitted with the new large diameter prop shaft. The large diameter prop shaft utilizes a thrust washer (included with this gear set) between the prop shaft and reverse gear. Discard the thrust washer when using the small diameter prop shaft.



Stringer


LOWER GEAR HOUSING GEARS - STANDARD

STANDARD DUTY

Replacement Gear Sets

These gearsets are an exact copy of the gears used in the V6 and V8 OMC Sterndrives from 1978-1985 with mechanical shift* (not 1978-1980 with hydraulic shift).

**Many 1978-1980 OMC hydraulic shift lower gearcases have been replaced with the 1981-85 mechanical shift lower gearcase. 1978-1980 hydraulic shift gear sets are still available, GLM #22620.*



COMPLETE GEAR SET - Forward/Pinion/Reverse - 14/26 teeth - Comes with the GLM #22625 clutch	GLM #22622	OEM N/A
FORWARD & PINION SET - May be used with OMC reverse gear - 14/26 teeth	GLM #22623	OEM #5004216
REVERSE GEAR - May be used with OMC forward and pinion gears - 26 teeth - Includes thrust washer #21651**	GLM #22624	OEM #910994
CLUTCH	GLM #22625	OEM #337774

****For model year 1990 OMC increased the prop shaft diameter at the carrier needle bearing (not the prop splines) from 1-3/16 to 1-1/4 inches. Some older gearcases may be fitted with the new large diameter prop shaft. The large diameter prop shaft utilizes a thrust washer (included with this gear set) between the prop shaft and reverse gear. Discard the thrust washer when using the small diameter prop shaft.**

It is recommended that the above standard duty replacement gears be used only with V6 powered sterndrives listed below:

3.8L/229CI	V6	Chev.	1981-85
4.3L/262CI	V6	Chev.	1985

GLM recommends the heavy-duty gearset #22666 for all V8 powered sterndrives.

Stringer

LOWER GEAR HOUSING GEARS - 4 CYLINDER

4-CYLINDER GEARS

These gearsets are an exact copy of the gears used in the 4-Cylinder OMC Sterndrives from 1978-1985 with mechanical shift (not 1978-1980 with hydraulic shift).




COMPLETE GEAR SET - Forward/Pinion/Reverse - 13/26 teeth - Comes with the GLM #22633 clutch	GLM #22630	OEM N/A
FORWARD & PINION SET - May be used with OMC reverse gear - 13/26 teeth	GLM #22631	OEM #986979
REVERSE GEAR - May be used with OMC forward and pinion gears - 26 teeth	GLM #22632	OEM #345992
CLUTCH	GLM #22633	OEM #910578

Stringer

LOWER GEAR HOUSING GEARS - V6 MECHANICAL / HYDRAULIC SHIFT

6-CYLINDER GEARS

These gearsets are an exact copy of the gears used in the 6-Cylinder OMC Sterndrives from with mechanical or Hydraulic shift



#22621
Forward & Pinion Set

#22652
Reverse Gear

#22625
Clutch Dog

COMPLETE GEAR SET - Forward/Pinion/Reverse - 14/26 teeth - Comes with the GLM #22625 clutch	GLM #22620	OEM N/A
FORWARD & PINION SET - 14/26 teeth	GLM #22621	OEM #5004941
REVERSE GEAR & Clutch - 26 teeth	GLM #22652	OEM #437297
CLUTCH	GLM #22625	OEM #337774, 914716, 915272

Stringer

LOWER GEAR HOUSING GEARS APPLICATION GUIDE

Model	Year	Lower Drive Shaft	Prop Shaft	Pinion/Fwd Gear Set	Reverse Gear	Clutch Dog	Complete Set w/ Clutch Dog
HYDRAULIC SHIFT (1978-1980)							
120/140	1978-1980	-	-	-	-	22633	-
185/225	1978-1980	22413	-	22621	22624	22625	22620
240/250 Ford	1978-1979	22413	-	22621	22624	22625	22620
200/230/260	1978-1980	22413	-	22621	22624	22625	22620
MECHANICAL SHIFT (1981-1985)							
120/2.5	1981-1985	-	-	22631	22632	22633	22630
140/3.0	1981-1985	-	-	22631	22632	22633	22630
3.8	1981-1985	22413	22414	22666*		22625	-
3.8	1981-1985	22413	22414	22623	22624	22625	22622
4.3	1985	22413	22414	22666*		22625	-
4.3	1985	22413	22414	22623	22624	22625	22622
200/230/260	1981	22413	22414	22666*		22625	-
5.0/5.7	1982-1985	22413	22414	22666*		22625	-

* **Heavy Duty Gear Set**

For the 1978 model year the OMC stringer sterndrive was redesigned, the old electric shift lower gear housing was replaced with this new hydraulic shift assist, large diameter, V6 gear housing. The hydraulic shift assist lower gear housing did not prove to be reliable and was replaced with a mechanical shift lower gear housing on the 1979 and newer V6 outboards and the 1981 and newer OMC sterndrives. OMC made available to owners of 1978-1980 sterndrives a mechanical shift lower gear housing conversion kit for a very low price. This kit consisted of a complete lower gear housing, an ESA (electronic shift assist) box, ESA activation switch and two shift overstroke switches.

It is the customer's responsibility to determine if a 1978-1980 OMC sterndrive has the original hydraulic shift assist lower gear housing or has been converted to the mechanical shift lower gear housing.



Stringer

LOWER GEAR HOUSING SEAL KITS

No. 87620

OEM: 981797

(1968-1977)
with electric shift



No. 87630

OEM: 982946

V6 & V8 (1978-1985)
with mechanical shift



No. 87640

OEM: 982947

4-Cyl. (1978-1985)
with mechanical shift



LOWER GEAR HOUSING COMPONENTS (1978-1985)

No. 86040

OIL SEAL - SWIVEL BEARING
RETAINER
OEM: 310649



No. 86050

OIL SEAL - SWIVEL BEARING
RETAINER
OEM: 313353



No. 27780

SWIVEL BEARING
RETAINER - V6 & V8
OEM: 982439



No. 34720

GASKET - V6 & V8
OEM: 910236



No. 33730

GASKET - 4 CYL
OEM: 910338



No. 86060

OIL SEAL (2)
OEM: 321467



No. 22362

SCREW
OEM: 317624



No. 22730

BEARING
HOUSING
& SEAL
OEM: 982422



No. 81380

O-RING
OEM: 314728



No. 23590

SHIM 0.003"
OEM: 323362

No. 23580

SHIM 0.004"
OEM: 323361



No. 23510

SHIM 0.005"
OEM: 314745

No. 21645

THRUST WASHER
OEM: 327656



No. 16330

THRUST BEARING
OEM: 387656



No. 22413

DRIVE SHAFT - V6 & V8
OEM: 982424



No. 21610

PINION BEARING - V6 & V8
OEM: 387817
(Not Sold Separately)

N/A

PINION BEARING - 4 CYL
OEM: 379504
DISCONTINUED



No. 11190

NUT
OEM: 314730



Stringer

PROP SHAFT PARTS - 4-CYL W/MECHANICAL SHIFT (1978-1985)

No. 86030

OIL SEAL - PROP SHAFT (2)
OEM: 330137



N/A

BEARING - PROP SHAFT
OEM: 379504
DISCONTINUED



N/A

PROP SHAFT
OEM: 436888
DISCONTINUED



N/A

REVERSE GEAR - BEARING CARRIER
OEM: 382407
DISCONTINUED



No. 21642

THRUST WASHER - REVERSE GEAR
OEM: 314731



No. 16300

THRUST BEARING - REVERSE GEAR
OEM: 382408



No. 82370

O-RING - CARRIER
OEM: 313446



PROP SHAFT PARTS - V6 & V8 W/MECHANICAL SHIFT (1978-1985)

No. 85130

OIL SEAL - PROP SHAFT (2)
OEM: 320862



No. 11410

BEARING - PROP SHAFT
OEM: 387247
(Not Sold Separately)



No. 22414

PROP SHAFT
OEM: 395209



N/A

REVERSE GEAR - BEARING CARRIER
OEM: 382407
DISCONTINUED



No. 21642

THRUST WASHER - REVERSE GEAR
OEM: 314731



No. 16300

THRUST BEARING - REVERSE GEAR
OEM: 382408



No. 82400

O-RING - CARRIER
OEM: 305123



Stringer

LOWER GEAR HOUSING - 4-CYL. W/MECHANICAL SHIFT (1978-1985)				
<p>No. 11052 SPRING OEM: 324369</p> 	<p>No. 21135 CROSS PIN OEM: 313448</p> 	<p>No. 22633 CLUTCH DOG OEM: 910578</p> 	<p>No. 16310 THRUST BEARING - FORWARD GEAR OEM: 385043</p> 	<p>No. 21644 THRUST WASHER - FORWARD GEAR OEM: 324766</p> 
<p>No. 21135 PIN OEM: 313448</p> 	<p>No. 27741 LEVER OEM: 324037</p> 	<p>No. 27721 DETENT OEM: 910310</p> 	<p>No. 27710 SHAFT OEM: 322941</p> 	<p>No. 27730 CRADLE OEM: 982422</p> 
<p>No. 28483 SHAFT & BEARING HSG KIT OEM: N/A</p> 	<p>N/A BEARING OEM: 382407 DISCONTINUED</p> 	<p>No. 27702 HOUSING & BEARING ASSY OEM: 391365</p> 		

Stringer

LOWER GEAR HOUSING - V6 & V8 W/MECHANICAL SHIFT (1978-1985)

No. 11052

SPRING
OEM: 324369



No. 21135

CROSS PIN
OEM: 313448



No. 22625

CLUTCH DOG
OEM: 337774



No. 16340

THRUST BEARING -
FORWARD GEAR
OEM: 389042



No. 21646

THRUST WASHER -
FORWARD GEAR
OEM: 327669



No. 21137

PIN
OEM: 328825



No. 27740

LEVER
OEM: 322938



No. 27721

DETENT
OEM: 910310



No. 27710

SHAFT
OEM: 322941



No. 27730

CRADLE
OEM: 982422



No. 28480

SHAFT & BEARING HSG KIT
OEM: N/A



No. 22910

BEARING
OEM: 389039



No. 27700

HOUSING &
BEARING ASSY
OEM: 389455



Stringer

SHIFT PARTS			
<p>No. 34690 GASKET SHIFT HOUSING COVER OEM: 909604</p> 	<p>No. 33960 GASKET SHIFT HOUSING OEM: 911878</p> 		
<p>No. 27870 RACK OEM: 910311</p> 	<p>No. 27880 PIN OEM: 910539</p> 	<p>No. 22145 COTTER PIN OEM: 306376</p> 	<p>No. 27890 SHIFT ROD - V6 & V8 OEM: 910309</p> 
ELECTRIC SHIFT LOWER			
<p>No. 22310 PINION NUT OEM: 907866</p> 	<p>Water Tube Grommets</p>		
		<p>No. 86330 UPPER GROMMET ALL OEM: 908594</p> 	
<p>No. 86040 OIL SEAL SWIVEL BEARING RETAINER OEM: 310649</p> 			<p>No. 86320 LOWER GROMMET 4-CYL. OEM: 310597</p> 
		<p>No. 86340 LOWER GROMMET 6 & 8-CYL. OEM: 909019</p> 	
<p>No. 86050 OIL SEAL SWIVEL BEARING RETAINER (2) OEM: 313353</p> 	<p>Prop Shaft Oil Seals</p>		
		<p>No. 85110 OIL SEAL PROP SHAFT (2) OEM: 310599</p> 	
<p>No. 33010 GASKET OEM: 313368</p> 			
MISCELLANEOUS			
<p>No. 22368 SCREW OEM: 313715</p> 	<p>No. 31171 GASKET OEM: 311598</p> 	<p>No. 21731 SCREW SET OEM: 318544</p> 	



Section 8

OMC Stringer Intermediate Housing Parts 1985 & Older

<i>Intermediate Housing - Breakdown</i>	86-87
<i>Intermediate Gear Housing Seal Kit</i>	88
<i>Tilt Housing Seal Kits</i>	89
<i>Drive Installation Kits</i>	89
<i>Intermediate Housing - Tilt Shaft</i>	90
<i>Intermediate Housing - Drive Shaft Assembly</i>	90
<i>Intermediate Housing Parts</i>	91
<i>Transom Seals</i>	91

Stringer

INTERMEDIATE HOUSING

**Intermediate Gearcase
Seal Kit - (1973-77)**

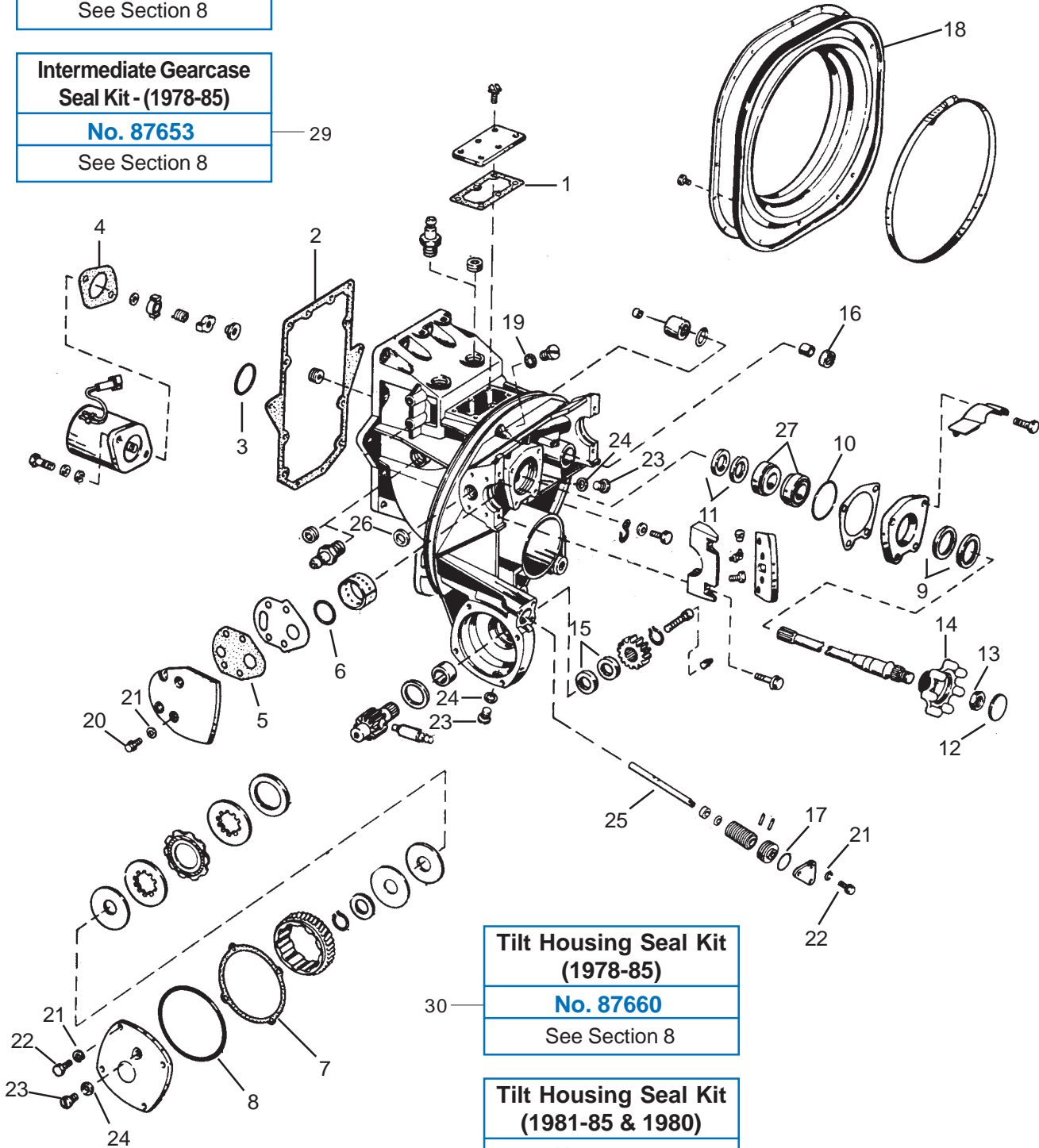
No. 87652

See Section 8

**Intermediate Gearcase
Seal Kit - (1978-85)**

No. 87653

See Section 8



**Tilt Housing Seal Kit
(1978-85)**

No. 87660

See Section 8

**Tilt Housing Seal Kit
(1981-85 & 1980)**

No. 87670

See Section 8

Stringer

INTERMEDIATE GEAR HOUSING SEAL KITS

No. 87652

OEM: 981801

For All Models
(1973-1977)



No. 87653

OEM: 982948

For All Models
(1978-1985)



Stringer

TILT HOUSING SEAL KITS

No. 87660

OEM: N/A

STRINGER MOUNT
Before 1980



Kit contains:

GLM	OEM	Item	Qty.
82140	302540	O-Ring	1
33060	308799	Gasket	1
31171	311598	Washer	2
81550	908194	O-Ring	1
86070	911019	Seal	1

No. 87670

OEM: N/A

STRINGER MOUNT
1981-1985 & 1980
K & U Suffix Model



Kit contains:


GLM	OEM	Item	Qty.
82140	302540	O-Ring	1
81550	908194	O-Ring	1
33060	308799	Gasket	1
31171	311598	Gasket	2
86060	321467	Seal	2

DRIVE INSTALLATION KITS

No. 34820

OEM: N/A

STRINGER MOUNT
Electric Shift
Stringer
(1971-1977)




Kit contains:

GLM	OEM	Item	Qty.
33480	316499	Gasket	2
81270	308626	O-Ring	2
34750	313244	Gasket	2

No. 34810

OEM: N/A

STRINGER MOUNT
Mechanical Shift
Stringer
(1978-1985)



Kit contains:

GLM	OEM	Item	Qty.
33470	909529	Gasket	2
81270	308626	O-Ring	2
34750	313244	Gasket	2

Stringer

INTERMEDIATE HOUSING - TILT SHAFT

No. 22040

TILT WORM SHAFT
OEM: 980183



No. 82140

O-RING
TILT SHAFT COVER
OEM: 302540



No. 22327

SCREW
TILT SHAFT COVER
OEM: 909386



No. 34230

GASKET
TILT MOTOR
OEM: 311508



(1967-1976)

No. 33950

GASKET
TILT MOTOR
OEM: 909902



(1980-1985)

No. 21492

LOCKWASHER
OEM: 302290



No. 33060

GASKET - TILT
CLUTCH COVER
OEM: 308799



No. 81550

O-RING - TILT
CLUTCH COVER
OEM: 908194



No. 86070

OIL SEAL - TILT
CLUTCH SHAFT
OEM: 911019



(1971-1979)

No. 86060

OIL SEAL - TILT
CLUTCH SHAFT (2)
OEM: 321467



(1980-1985)

INTERMEDIATE HOUSING - DRIVE SHAFT ASSEMBLY

No. 85010

OIL SEAL
SHAFT
INNER
OEM: 313992



No. 21512

BEARING
SHAFT
OEM: 3854250



No. 86010

OIL SEAL
SHAFT
OUTER
OEM: 981195



No. 81440

O-RING
BEARING
RETAINER
OEM: 908383



No. 22010

BALL GEAR
INTERMEDIATE
HOUSING.
OEM: 908063



No. 22330

BALL GEAR
NUT
OEM: 908064



No. 22030

BALL GEAR
COVER
OEM: 908062



Stringer

INTERMEDIATE HOUSING PARTS				
<p>No. 33470 GASKET - SIDE COVER OEM: 909529</p> <p>(1978-1985)</p> 	<p>No. 33480 GASKET - SIDE COVER OEM: 316499</p> <p>(1971-1977)</p> 	<p>No. 34750 CORK SEAL - SIDE COVER OEM: 313244</p> 	<p>No. 81270 O-RING - SIDE COVER OEM: 308626</p> 	<p>No. 21492 SIDE COVER SCREW LOCKWASHER OEM: 302290</p>  <p>No. 22325 SCREW - SIDE COVER OEM: 909533</p>
<p>No. 34760 OIL RESERVOIR GASKET OEM: 313246</p> 		<p>No. 33900 ENGINE BELL HOUSING GASKET OEM: 909515</p> 	<p>No. 86590 STEERING SHAFT SEAL OEM: 908855</p> 	
<p>No. 21731 SCREW SET - FILL PLUG OEM: 318544</p>  <p>No. 31171 GASKET OEM: 311598</p> 	<p>No. 33050 RUBBER GASKET - LARGE DRAIN PLUG OEM: 315189</p> 		<p>No. 82260 O-RING - INTERMEDIATE HOUSING BELL HOUSING OEM: 315189</p> 	
TRANSOM SEALS				
<p>No. 86700 OEM: 313080</p> <p>Electric Shift Stringer (1967-1977)</p>  <p>Has 16 Screw Holes</p>		<p>No. 86710 OEM: 909527</p> <p>Mechanical Shift Stringer (1978-1986)</p>  <p>Has 22 Screw Holes</p>		



Section 9

OMC Cobra & Stringer Prop Hardware, Anodes, Tools

<i>Prop Hardware (Cobra SX, Cobra & Stringer)</i>	94-95
<i>Anodes</i>	96
<i>Prop Wrenches</i>	97
<i>Marine Service Tools</i>	97-98

Cobra & Stringer

PROP HARDWARE - 4-CYL (1978-1989) & 2.3L (1990)

No. 22120
COTTER PIN
OEM: 314502



No. 22150
PROP NUT
OEM: 314503



No. 22250
13 SPLINE WASHER
OEM: 315810




No. 22230
THRUST WASHER
OEM: 127084



No. 22340
KIT WITHOUT THRUST WASHER
OEM: 175267



No. 22235
KIT WITH THRUST WASHER
OEM: 5005034



PROP HARDWARE - 4-CYL 3.0L (1990) & V6 / V8 (1978-1990)

No. 22142
COTTER PIN
OEM: 3852056



No. 22185
PROP NUT, KEEPER & PIN
OEM: 398042



Comes with pin No. 22142

No. 22190
15 SPLINE WASHER
OEM: 320570



No. 22220
THRUST WASHER
OEM: 333592




No. 22185
PROP NUT, KEEPER & PIN
OEM: 398042



No. 22200
KIT WITHOUT THRUST WASHER
OEM: 175266



No. 22225
KIT WITH THRUST WASHER
OEM: 434153



Cobra & Stringer

PROP HARDWARE - ALL (1991-1993)

No. 22142

COTTER PIN
OEM: 3852056



No. 22185

PROP NUT, KEEPER & PIN
OEM: 398042

Comes with pin No. 22142




No. 22190

15 SPLINE WASHER
OEM: 320570



No. 22221

THRUST WASHER
OEM: 3852020




No. 22185

PROP NUT, KEEPER & PIN
OEM: 398042




No. 22200

KIT WITHOUT THRUST WASHER
OEM: 175266



No. 22186

PROP WASHER KIT
OEM: N/A
(No. 22200 + 22221)



PROP HARDWARE - ALL (1994-1998)

No. 22142

COTTER PIN
OEM: 3852056



No. 22185

PROP NUT, KEEPER & PIN
OEM: 398042

Comes with pin No. 22142




No. 22252

19 SPLINE WASHER
OEM: 3852350



No. 22221

THRUST WASHER
OEM: 3852020




No. 22185

PROP NUT, KEEPER & PIN
OEM: 398042




No. 22188

KIT WITHOUT THRUST WASHER
OEM: N/A
(No. 22252 + 22185)



No. 22189

PROP WASHER KIT
OEM: N/A
(No. 22188 + 22221)



Cobra & Stringer

ANODES

No. 12892

GEARCASE ANODE KIT
OEM:N/A



Stringer (1978-1985)

No. 12893

GEARCASE ANODE KIT
OEM: N/A



Cobra (1986-1993)

No. 12773

LOWER GEAR HOUSING
ANODE
OEM: 983494



Stringer (1984 & 1985)
Cobra (1986)

No. 12776

LOWER GEAR HOUSING
ANODE
OEM: 436745



Stringer (1982-1985)
Cobra, except 460 (1986-1993)

No. 12737

PROP SHAFT CARRIER
ANODE
OEM: 431708



Cobra (1986-1993)

No. 12774

LOWER GEAR HOUSING
ANODE
OEM: 3853818



Cobra (1987-1994)

No. 12683

LOWER GEAR HOUSING
ANODE
OEM: 397768



460 Cobra (1987-1989)

No. 12775

TRANSOM ASSEMBLY
ANODE
OEM: 984547



Cobra (1986-1989)

No. 12698

TRANSOM ASSEMBLY
ANODE
OEM: 3853930



Cobra (1990-1993)

No. 12699

TRANSOM ASSEMBLY
ANODE
OEM: 3854130



Cobra (1994-1998)

No. 12682

UPPER GEAR HOUSING
ANODE
OEM: 3854061



King Cobra (1990-1995)

No. 12681

PROP SHAFT CARRIER
ANODE
OEM: 3852970



Cobra (1994-1998)
King Cobra (1990-1995)

Cobra & Stringer

PROP WRENCHES

No. 90061

PROP WRENCH
OEM: 91-859046M4

1-1/16"

Color Coded:
Blue



With Built-In
Tab Bender



No. 90062

PROP WRENCH
OEM: 91-859046M3

15/16"

Color Coded:
Red



No. 90063

PROP WRENCH
OEM: 91-859046M2

13/16"

Color Coded:
Yellow



No. 90064

PROP WRENCH
OEM: 91-859046M1

9/16"

Color Coded:
Purple



MARINE SERVICE TOOLS

No. 90150

UNIVERSAL PULLER PLATE
OEM: 91-37241



Pulls gears & bearings.

No. 90095

PROP & BEARING CARRIER PULLER
OEM: N/A



TOES IN
For prop & old
style bearing
carrier.



TOES OUT
For new style
bearing carrier.



Capacity:
5 Tons (min)


For All Style Bearing Carrier and Most Prop.

Cobra & Stringer

MARINE SERVICE TOOLS

No. 90580

SHIFT CABLE ADJUSTMENT TOOL KIT
OEM: 914017 + 915271
(Plastic)



*Note: Individual Parts Not Sold Separately

Cobra
(1986-1993)

No. 90500

BELLCRANK
ALIGNMENT PLATE
OEM: 914017
(Aluminum)



Limited to Stock on Hand

No. 90530

HEIGHT GAUGE
FOR SHIFT ROD
OEM: 912277



OMC Cobra

No. 90340

PINION NUT ADAPTOR KIT
OEM: N/A

GLM design to hold 5/8" pinion nut when removing pinion gear and drive shaft on OMC sterndrive and O/B comes with No. 90350



No. 90460

SPANNER WRENCH
OEM: 912272



No. 90350

DRIVE SHAFT ADAPTER
OEM: 314438



No. 90330

DRIVESHAFT
SHIMING TOOL
OEM: N/A

GLM design one piece vertical shimming tool for most OMC sterndrive and V6 outboard



No. 90050

ENGINE ALIGNMENT TOOL
OEM: 912273



Aligns engine and drive unit during installation

No. 90480

DRIVE SHAFT ADAPTER
OEM: 311875



Tightens & loosens pinion nut on OMC Stringer

Section 10

OMC & Volvo Penta Cooling System

<i>Sea Water Pumps - Cobra SX (1994 & Up)</i>	100
<i>Sea Water Pumps - Cobra (1986-1993)</i>	100
<i>Sea Water Pumps - Stringer (1985 & Below)</i>	101
<i>Sea Water Pumps - AQ</i>	102
<i>Sea Water Pump Drives</i>	102
<i>Recirculating Water Pumps</i>	103
<i>Recirculating Water Pump Gaskets</i>	103
<i>Thermostats & Thermostat Kits</i>	104-105
<i>Thermostat Gaskets & Housings</i>	106

OMC & Volvo Penta

SEA WATER PUMP - COBRA SX (1994 & Up)


No. 89540

OEM: 875811
3862281,
3862567



No. 89310

OEM: 21213664



No. 89610

OEM: 835512, 3854286



SEA WATER PUMP - COBRA (1986-1993)

No. 12092

COMPLETE WATER PUMP KIT
OEM: N/A



No. 12091

WATER PUMP SERVICE KIT
OEM: 984461



Sea Water Pump Kit Components

No. 22385

SCREW
OEM: 912238



No. 12405

PUMP HOUSING
OEM: 984744



No. 86630

SEAL
OEM: 911704



No. 12391

WATER PUMP
LINER
OEM: 911844



No. 89950

IMPELLER
OEM: 777128



No. 12760

WEAR PLATE
OEM: 911703



No. 34770

GASKET
OEM: 911702



No. 47010

VENT HOSE WATER PUMP ADAPTER
OEM: 912614

No. 27900

WATER PUMP ADAPTER
OEM: 911699



No. 86610

OIL SEAL
OEM: 916058



No. 81280

O-RING
OEM: 909316



No. 82430

O-RING
OEM: 911700



No. 34771

GASKET
OEM: 911698



OMC & Volvo Penta

SEA WATER PUMP - STRINGER (1985 & Below)

No. 12190

COMPLETE WATER
PUMPKIT
OEM: 983218




Kit Contains:

GLM	OEM	ITEM
82100	310584	O-Ring
81160	310585	O-Ring
12590	313178	Pump Plate
80220	314491	O-Ring
89760	379475	Impeller
86100	907774	Seal
82520	910238	O-Ring
12390	983298	Pump Housing

100-260 Sterndrives
(1962-1985)

No. 12191

IMPELLER REPAIR KIT
OEM: N/A



Kit Contains:

GLM	OEM	ITEM
82100	310584	O-Ring
81160	310585	O-Ring
12590	313178	Pump Plate
80220	314491	O-Ring
89760	379475	Impeller
86100	907774	Seal
82520	910238	O-Ring

100-260 Sterndrives
(1962-1985)

Sea Water Pump Kit Components


No. 86100

DRIVE SHAFT SEAL
OEM: 907774



No. 12390

WATER PUMP HOUSING
OEM: 983298



No. 82520

WATER PUMP O-RING
OEM: 308928



No. 89760

IMPELLER
OEM: 777130



No. 12590

WATER PUMP PLATE
OEM: 313176



No. 22410

OEM: 909753
Low Profile Shaft
(1973-1985)



No. 22411

OEM: 908087
High Profile Shaft
(1973-1977)



No. 89595

KEY
OEM: 308928



No. 80220

O-RING
OEM: 314491




OMC & Volvo Penta

SEA WATER PUMP - VOLVO AQ

Gasoline Engines

No. 15120

OEM: 857451



Volvo AQ



No. 89623

OEM: 21951348



Volvo AQ (For No. 15120)



No. 89310

OEM: 21213664



No. 89520

OEM: 875808

Jabsco
673-0001
Johnson
09-1026B



No. 89530

OEM: 875575

Jabsco
4568-0001
Johnson
09-801B



No. 89540

OEM: 875811,
3862281,3862567
Jabsco 1210-0001
Johnson 09-1027B



No. 89620

OEM: N/A
Includes:
No. 89610



No. 89610

OEM: 835512, 3854286



No. 89621

OEM: N/A
Includes:
No. 89611



No. 89611

OEM: 835874



Diesel Engines

No. 89510

OEM: 875807
Jabsco 863-0001
Johnson 09-806B



No. 89513

OEM: 875583



No. 89550

OEM: 875593
Jabsco 920-0001
Johnson 09-1028B



No. 89560

OEM: 875660
Jabsco 836-0001
Johnson 09-1029B



Sea Water Pump Drives

No. 12850

OEM: 831009, 806256



AQ120, 120B, 125, 130, 131, 140A, 145,
151, 165, 170, 171, 230A, 250A, 251A
MD3B, 17C, D; MD 21A, MD 21B

No. 12851

OEM: 829433



MD 30A, MD 40A

No. 12852

OEM: 858467



MD 31, MD 41



OMC & Volvo Penta

RECIRCULATING WATER PUMPS

New GLM Water Pump Features:

- Machined brass impeller, bi-directional and balanced
- Stainless steel seal cup and spring
- Stainless banded ceramic seal seat
- Stainless steel backing plate
- Epoxy painted pump housing

No. 15301

OEM: 3855991

Chevrolet V8
Big Block Marine Engine

454 CID-7.4L
502 CID-8.2L



NEW STYLE

Fits Both Tin & Aluminum
Timing Chain Cover

No. 32690

OEM: N/A



454-502 Chevy
(For No. 15301)

No. 31770

OEM: N/A

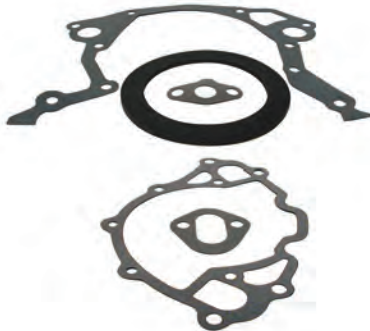


454-502 Chevy
(For No. 15301)

RECIRCULATING WATER PUMP GASKETS

No. 39750

OEM: N/A



Ford 302 & 351

No. 31900

OEM: N/A



Ford 302-351

No. 31350

OEM: N/A



L4 & L6 Cyl. Inline Chevy

No. 30231

OEM: N/A



V6, 305-350 Chevy

No. 31380

OEM: N/A



V6, 305-350 Chevy

OMC & Volvo Penta

THERMOSTATS & KITS

No. 13020

THERMOSTAT
OEM: 3853983

140°



See Quick Reference Guide
for Specific Models

No. 13028

THERMOSTATKIT
OEM: N/A

140°



Kit Contains:

13020 Thermostat
31560 Gasket
82200 O-Ring



7.4 - 8.1

No. 13030

OEM: 876305

140°



(1993 & Before)

No. 13381

OEM: 876305, 875794

140°

Kit Contains:

13030 Thermostat
35060 Gasket
35160 Gasket
35170 Gasket
82200 O-ring



(1993 & Before)

No. 13022

THERMOSTAT
OEM: 3587597

150°



See Quick Reference Guide
for Specific Models

No. 13025

THERMOSTATKIT
OEM: N/A

150°



Kit Contains:











13022 Thermostat
31560 Gasket
82200 O-Ring



4.3, 5.0 & 5.7

OMC & Volvo Penta

THERMOSTATS & KITS

<p>No. 13070 160° THERMOSTAT OEM: 3853799</p>  <p>All OMC and Volvo 4-Cyl. Chevy (1980 & Up)</p>	<p>No. 13440 160° THERMOSTATKIT OEM: N/A</p> <p>KITCONTAINS: 13070 Thermostat 33440 Gasket 34260 Gasket</p>  <p>All OMC and Volvo 4-Cyl. Chevy (1980 & Up)</p>	<p>No. 13441 160° THERMOSTATKIT OEM: N/A</p> <p>NEW</p> <p>KITCONTAINS: 13070 Thermostat 82180 O-ring</p> 
<p>No. 13060 160° THERMOSTAT OEM: 383307</p>  <p>All OMC (Up to 1993) (except the 1980 and newer 4-Cyl. Chevy)</p>	<p>No. 13430 160° THERMOSTATKIT OEM: N/A</p> <p>KITCONTAINS: 13060 Thermostat 33440 Gasket 34260 Gasket 35060 Gasket 82200 O-Ring</p>  <p>All OMC (Up to 1993) (except the 1980 and newer 4-cyl. Chevy)</p>	
<p>No. 13060 160° THERMOSTAT OEM: 383307, 3856961</p>  <p>All OMC and Volvo (1994 & Up) (except the 4-Cyl. Chevy)</p>	<p>No. 13065 160° THERMOSTATKIT OEM: N/A</p> <p>NEW</p> <p>KITCONTAINS: 13060 Thermostat 82200 O-Ring 82290 O-Ring</p> 	<p>No. 13431 160° THERMOSTATKIT OEM: N/A</p> <p>KITCONTAINS: 13060 Thermostat 31560 Gasket 82200 O-Ring</p>  <p>All OMC and Volvo (1994 & Up) (except the 4-cyl. Chevy)</p>
<p>No. 13041 160° THERMOSTAT OEM: 3831426</p> <p>NEW</p> 	<p>No. 13045 160° THERMOSTATKIT OEM: N/A</p> <p>KITCONTAINS: 13041 Thermostat 31560 Gasket</p> <p>NEW</p> 	

OMC & Volvo Penta

THERMOSTAT GASKETS & HOUSING

No. 33440

OEM: 314809,
3852127



For L4 & L6 Inline Chevy

No. 34260

OEM: 313416,
3852120



No. 33840

OEM: 310913



No. 35160

OEM: 835581



No. 35170

OEM: 856004



No. 30500

THERMOSTAT
HOUSING
TO INTAKE
MANIFOLD
GASKET



For Ford 302/351

No. 35070

THERMOSTAT
HOUSING
TO INTAKE
MANIFOLD GASKET
OEM: 835645

No. 35060

THERMOSTAT HOUSING TO
INTAKE MANIFOLD GASKET
OEM: 835417, 312797, 3701777GM



No. 31560

THERMOSTAT HOUSING
TO INTAKE MANIFOLD GASKET
OEM: 3852111



with Brass Rivets

No. 31340

THERMOSTAT HOUSING
TO CYLINDER HEAD
OEM: 311069, 3789161GM



For L4 & L6 Inline Chevy

No. 82180

O-RING
OEM: 3856537

No. 82200

O-RING
OEM: 3852071, 307239



No. 82240

O-RING
OEM: 983944, 302588



THERMOSTAT HOUSING

No. 22600

OEM: 986292, 987716, 3850360



Fits Chevy V6 & V8 (1979 & Up)

WATER HEATER / CABIN HEATER FITTING KIT

No. 22601

OEM: 3856265



Fits: 4.3L, 4.3HO, 5.0L, 5.0L EFI, 5.0HO, 5.7L, 5.7LE, 5.8L, 5.8L EFI, 5.8L KING EFI, Model 350, 351, 351 King EFI, 454, 454HO, 502 OMC King Cobra.

Section 11

OMC & Volvo Penta Internal Exhaust Hose, Exhaust Gaskets & Flapper Valves

Exhaust Manifold Gasket Kits 108

Exhaust Manifold-to-Engine Gaskets 109

Exhaust Manifold-to-Riser Gaskets 110

Exhaust Manifold End Cap Gaskets..... 110

Internal Exhaust Hose 111

Exhaust Flappers for Exhaust Tips..... 111

GLM MANIFOLD CATALOG

Over 370 quality manifold replacement parts available for...

MerCruiser
OMC
Volvo Penta
Barr/Indmar/Marine Power

Lost Foam CASTING


Request your copy today!

OMC & Volvo Penta

EXHAUST MANIFOLD GASKET KITS

No. 39910


OEM: N/A



Chevy V8 5.0L/305CI, 5.7L/350CI
OMC (1977-1998), Volvo (1994 & Up)

No. 39775

OEM: N/A



Chevy V8 5.0L/305CI, 5.7L/350CI
Volvo (1993 & Below)

No. 39773

OEM: N/A



Chevy V6 4.3L/262CI
OMC (1991-1998), Volvo (1992 & Up)

No. 39774

OEM: N/A



Chevy V6 4.3L/262CI
Volvo (1991 & Below)

No. 39940

OEM: N/A



Chevy V8 7.4L/454CI, 8.2L/502CI
OMC & Volvo (1990 & Up)

No. 39800

OEM: N/A



Ford V8 7.5L/460CI
OMC (1987-1990)

No. 39920

OEM: N/A



Ford V8 5.0L/302CI, 5.8L/351CI
OMC (1977-1996), Volvo (1994-1996)

No. 39776


OEM: N/A



Ford 4-Cyl., 2.3L
OMC (1987-1990)

No. 39771


OEM: N/A



Chevy 4-Cyl., 3.0L/181CI
OMC (1990-1998), Volvo (1993 & Up)

No. 39780


OEM: N/A



Chevy 4-Cyl., 2.5L/153CI/100HP/120HP
OMC (1965-1985)

No. 39770


OEM: N/A
Includes 33570
gasket



Chevy 4-Cyl., 2.5L/153CI/120HP, 3.0L/181CI/140HP
OMC (1985-1990)

No. 39790












OEM: N/A
Includes 31570
gasket



Chevy 4-Cyl., 3.0L/181CI/140HP
OMC (1973-1984)

OMC & Volvo Penta

EXHAUST MANIFOLD GASKETS

<p>No. 31100 OEM: 856034, 3852468</p>  <p>Chevy 305 5.0L & 350 5.7L</p>	<p>No. 32170 OEM: 856116, 3853412</p>  <p>Chevy V6 229 3.8L & 262 4.3L</p>	<p>No. 33760 OEM: 3852472</p>  <p>Chevy V8 454-7.4L</p>
<p>No. 33780 OEM: 913393</p>  <p>Ford 140-2.3L</p>	<p>No. 33790 OEM: 3852455</p>  <p>Ford 302 5.0L & 351 5.8L</p>	<p>No. 31710* OEM: 912405 * Not Sold Separately See GLM Kits: No. 39040 No. 39273 No. 53040 No. 58930 No. 39272 No. 58940</p>  <p>Ford 460 7.5L</p>
<p>No. 31570 OEM: 908079 Large Port</p>  <p>Chevy 4-Cyl. 181CI/3.0L/140HP</p>	<p>No. 33570 OEM: 912164 Large Port</p>  <p>Chevy 4-Cyl. 153-2.5L/181-3.0L</p>	<p>No. 31550 OEM: 311068</p>  <p>Chevy 4-Cyl. 153CI/2.5L/120HP</p>
<p>No. 33580 OEM: 3853256 Small Port</p>  <p>Volvo & OMC 3.0 HO (1991 & Up) Chevy 181 3.0L</p>	<p>No. 31440 OEM: 907932</p>  <p>Chevy Inline L6 250CI/165HP</p>	

OMC & Volvo Penta

OMC EXHAUST GASKETS

No. 33810

GASKET - MANIFOLD TO RISER
OEM: 3850496



V6 & V8
(1977-1998)

No. 33820

GASKET - MANIFOLD TO RISER
OEM: 910113



V6 3.8L

No. 33030

GASKET - MANIFOLD TO RISER
OEM: 912477



4-Cyl. 2.3L

No. 33770

MANIFOLD TO RISER
OEM: 3850495



No. 33330

FRONT END CAP
OEM: 311121



2.5L/153CI/120HP
3.0L/181CI/140HP

No. 32580

REAR END CAP
OEM: 907761

No. 32980

EXHAUST ELBOW & FRONT END CAP
OEM: 908935



No. 33340

FRONT END CAP
OEM: 311130



No. 32990

MANIFOLD END CAP
OEM: 907775



No. 33920

MANIFOLD END CAP
OEM: 311552



No. 33930

MANIFOLD END CAP
OEM: 907764



VOLVO EXHAUST GASKETS

No. 35080

GASKET - MANIFOLD TO RISER
OEM: 857618



AQ V6/V8
(1993 & Before)

No. 33810

GASKET - MANIFOLD TO RISER
OEM: 909786, 3850496



V6 & V8 SX
(1994 & Up)

No. 33770

GASKET - MANIFOLD TO RISER
OEM: 3850495



Chevy 3.0L/181CI

No. 37100

GASKET - MANIFOLD TO ENGINE
OEM: 855967 (4)



4-Cyl. SOHC Engines
AQ 120, 125, 131, 140,
145, 151, 230, 250

No. 35030

GASKET - MANIFOLD END CAP
OEM: 856036



Inline L6 AQ165, AQ170

OMC & Volvo Penta

INTERNAL EXHAUST HOSE

Upper Exhaust Hoses

No. 89227

EXHAUST HOSE - UPPER
OEM: 834751

3-3/4" x 3-3/4"



V6 AQ175, AQ205, AQ430A/B,
AQ432 & AQ434 (1993 & Before),
5.0/5.7L 305/350 V8 (1993 & Before)

No. 89224

EXHAUST HOSE - UPPER
OEM: 3852696

4" x 4"



4.3 (1991), 5.0/5.8 Ford (1991),
5.7LE (1990-1991), 7.5 460 (1988-1989),
All "Cone Clutch" (1990-1991)

Lower Exhaust Hoses

No. 89222

EXHAUST HOSE - LOWER
OEM: 3852741

3-1/2" x 3-1/2"



2.5 (1986), 3.0 (1986-1991),
2.3 (1989-1990), 4.3 (1990-1991),
5.0/5.8 Ford (1991), 5.7 (1986 early model)

No. 89230

EXHAUST HOSE - LOWER
OEM: 3852742

3-1/2" x 3-1/2"



2.3 (1987-1988), 4.3 (1987-1989),
5.0/5.8 Ford (1989-1990), 5.7 (1986 late model),
5.7 (1987-1991), All "Cone Clutch" (1990-1991),
350/454/454HO/460 King 5.7LE (1990-1991)

EXHAUST FLAPPER VALVES

No. 89240

3 INCH
OEM: 34765A1
(with Clamps)



3 Inch

No. 89250

4 INCH
OEM: 12644A1
(with Clamps)



4 Inch

No. 89260

5 & 6 INCH
OEM: N/A
(with Clamps)



5 & 6 Inch



Section 12

OMC & Volvo Penta Fuel Pumps, Filters & Carburetor Parts

<i>Water/Fuel Separator Brackets</i>	115
<i>Water/Fuel Separator Filters</i>	115
<i>Water/Fuel Separator Kits</i>	116
<i>Fuel Filters</i>	117
<i>Carburetor Kits (Rochester & Holley)</i>	118
<i>Carburetor Kits (Volvo & Carter)</i>	119
<i>Brass Floats, Needle & Seat</i>	119
<i>Carburetor Kits Application</i>	120
<i>Carburetor Mounting Gaskets</i>	121
<i>Fuel Pump Gaskets</i>	121

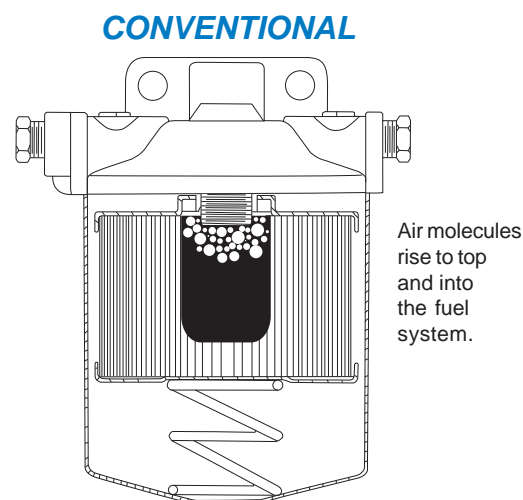
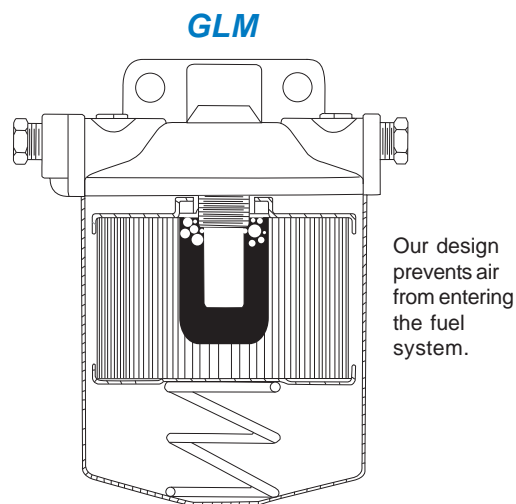
OMC & Volvo Penta

ELIMINATE FUEL STARVATION WITH GLM'S LOW PICK-UP WATER/FUEL SEPARATOR MOUNTING BRACKET

Engine compartment temperatures can soar on hot summer days creating high gasoline temperatures. High temps and agitation caused by rough seas can aerate the gasoline in the water/fuel separator filter turning it into foam. A fuel pump can't pull aerated gasoline from the water/fuel separator and deliver it to the carburetor or fuel rail efficiently. The engine will show signs of gasoline starvation (lean) at high speeds, a situation very similar to vapor lock.

Because this aerated gasoline rises to the top of the water/fuel separating filter, GLM has introduced a filter mounting bracket with a fuel pick-up extending deeper into the filter. Through extensive research and testing the GLM engineers have found the optimum location for the fuel pick-up. The deeper location is low enough to be free of aerated gasoline but high enough to be free of the water in the bottom of the separator.

The deeper fuel pick-up is only found on the new GLM water/fuel separator mounting bracket kits. It might solve some of those mysterious fuel delivery problems your engine may be experiencing!



***For trouble free boating always remember to replace your water/fuel separating filter after every 50 hours of engine operation!**

OMC & Volvo Penta

HOW TO CHOOSE THE CORRECT WATER/FUEL SEPARATOR

Water/Fuel Separators are categorized by their capacity to filter different sized dirt particles. Rated in Microns, (each micron is one millionth of an inch in diameter) marine filters will normally be available with elements capable of filtering 2 micron particles, 10 micron particles, or 28 micron particles. A marine filter capable of filtering 2 micron particles will clean the fuel more efficiently than a 28 micron filter but will be more restrictive to fuel flow. The 2 micron filter will also become dirty sooner and will need replacement more often.

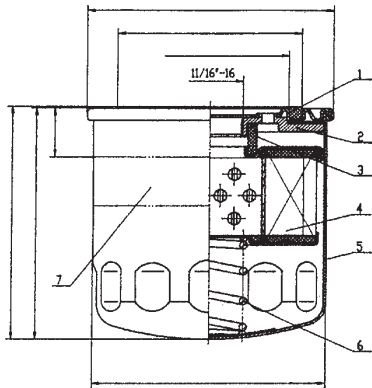
Fuel flow is rated in Gallons Per Hour (GPH). A typical 350/5.7L inboard engine will require 27 GPH at 4,800 rpm, a 454/7.4L inboard engine will require 37 GPH at 4,800 rpm. Selecting a fuel/water separating filter should be based on the amount of fuel the engine requires in GPH at wide open throttle.

A 2 micron fuel filter is generally too restrictive for the average four stroke inboard engine and may separate the

oil from the fuel in two stroke outboard engines. For this reason GLM sells only the 10 and 28 micron fuel filters.










The 28 micron filter is the most common size fuel filter in the marine industry and is the standard replacement filter for all two stroke and four stroke marine engines. The GLM 28 micron filter exceeds all engine manufacturers' specifications for particulate filtering, water separating and fuel flow.

The GLM 10 micron filter will provide exceptional filtering and only moderate fuel pressure loss. When used with sufficient sized fuel lines it will flow enough fuel for inboard engines up to 550 horsepower. It will **not** separate the oil from the gasoline on a two stroke outboard equipped boat. Because a 10 micron filter clogs faster than a 28 micron filter GLM recommends replacing the water/fuel separator filter at regular intervals.



GLM Fuel Filter Features

- * 28 or 10 micron filter paper shaped into 70 pleats total 327 sq. in. filtration. The largest filtering capability in the aftermarket. (4)
- * BWG #11 heavy duty spring (6).
- * Gasoline resistant rubber seals (1) (3).
- * Oxidizing treatment inside powder coated outside for corrosion protection (5).
- * Minimum 196N.m. torque strength between adapt plate and canister (2).
- * Will not separate 2 cycle oil from gasoline!

SUS316 STAINLESS STEEL BRACKETS		TRANSLUCENT RED STAINLESS STEEL BRACKETS		DIE CAST ALUMINUM BRACKETS	
No. 25010 w/ 2 brass plugs (No. 21887) and 2 extension tubes  1/4" NPTF Ports (2 inputs & 2 outputs)	No. 25030 w/ 2 brass plugs (No. 21884) and 2 extension tubes  3/8" NPTF Ports (2 inputs & 2 outputs)	No. 25011 w/ 2 brass plugs (No. 21887) and 2 extension tubes  1/4" NPTF Ports (2 inputs & 2 outputs)	No. 25031 w/ 2 brass plugs (No. 21884) and 2 extension tubes  3/8" NPTF Ports (2 inputs & 2 outputs)	No. 25000 w/ 2 brass plugs (No. 21887) and 2 extension tubes  1/4" NPTF Ports (2 inputs & 2 outputs)	No. 25020 w/ 2 brass plugs (No. 21884) and 2 extension tubes  3/8" NPTF Ports (2 inputs & 2 outputs)
No. 24942 WATER SEPARATOR FUEL FILTER OEM: N/A  10 micron Height 4-7/16"		No. 24940 WATER SEPARATOR FUEL FILTER OEM: N/A  28 micron Height 4-7/16"		No. 24930 WATER SEPARATOR FUEL FILTER OEM: OMC 502905  28 micron Height 4-7/16"	

OMC & Volvo Penta

WATER SEPARATING FUEL FILTER KITS

With Stainless Steel Bracket

No. 24956

(24940+25010)
OEM: N/A

28 Micron

ø 1/4" NPTF Ports
Flow: 50 GPH
w/ 2 brass plugs (No. 21887)
and 2 extension tubes



No. 24958

(24940+25030)
OEM: N/A

28 Micron

ø 3/8" NPTF Ports
Flow: 75 GPH
w/ 2 brass plugs (No. 21884)
and 2 extension tubes



No. 24957

(24942+25010)
OEM: N/A

10 Micron

ø 1/4" NPTF Ports
Flow: 50 GPH
w/ 2 brass plugs (No. 21887)
and 2 extension tubes



No. 24959

(24942+25030)
OEM: N/A

10 Micron

ø 3/8" NPTF Ports
Flow: 75 GPH
w/ 2 brass plugs (No. 21884)
and 2 extension tubes



With NEW! Translucent Red Stainless Steel Bracket

No. 24960

(24940+25011)
OEM: N/A

28 Micron

ø 1/4" NPTF Ports
Flow: 50 GPH
w/ 2 brass plugs (No. 21887)
and 2 extension tubes



No. 24962

(24940+25031)
OEM: N/A

28 Micron

ø 3/8" NPTF Ports
Flow: 75 GPH
w/ 2 brass plugs (No. 21884)
and 2 extension tubes



With Die Cast Aluminum Bracket

No. 24950

(24940+25000)
OEM: N/A

28 Micron

ø 1/4" NPTF Ports
Flow: 50 GPH
w/ 2 brass plugs (No. 21887)
and 2 extension tubes



No. 24953

(24940+25020)
OEM: N/A

28 Micron

ø 3/8" NPTF Ports
Flow: 75 GPH
w/ 2 brass plugs (No. 21884)
and 2 extension tubes



No. 24952

(24942+25000)
OEM: N/A

10 Micron

ø 1/4" NPTF Ports
Flow: 50 GPH
w/ 2 brass plugs (No. 21887)
and 2 extension tubes



No. 24954

(24942+25020)
OEM: N/A

10 Micron

ø 3/8" NPTF Ports
Flow: 75 GPH
w/ 2 brass plugs (No. 21884)
and 2 extension tubes



OMC & Volvo Penta

FUEL FILTERS & KITS

No. 24841

CARB FUEL FILTER
WITH GASKETS
OEM: 908034



No. 24980

CARB FUEL FILTER
OEM: 983870



No. 24970

CARB FUEL FILTER
OEM: 984491



No. 24850

FUEL PUMP FILTER KIT
OEM: 509263



No. 24900

WATER/FUEL SEPARATOR
CANNISTER STYLE KIT
OEM: 981920



No. 24910

WATER/FUEL SEPARATOR
CANNISTER STYLE
OEM: 982230



OMC CARBURETOR FUEL FILTER APPLICATION GUIDE

Models / Description	Years	GLM No.
2.3L	1987	24970
2.3L, 4-Cyl. Ford, Holley 2-barrel	1987-1991	24970
120 HP, 140 HP	1973-1981	24841
2.5L, 153 C.I., 120 HP Rochester 2-barrel	1972-1986	24840
2.5L	1982-1956	N.L.A.
3.0L, 181 C.I., 140 HP Rochester 2-barrel	1973-1990	24840
3.0L, 181 C.I., 4-Cyl. Chevy, Holley 2-barrel	1991-1998	24970
165 HP, Inline 6-Cyl., Rochester 2-barrel	1972-1976	24840
3.8L, 229 C.I., V6 Rochester 2-barrel	1982-1985	24970
3.8L, 229 C.I., V6 Rochester 4-barrel	1982-1983	24980
4.3L, 262 C.I., V6 Rochester 2-barrel	1985	24970
4.3L, 262 C.I., V6 Rochester 4-barrel	1985-1989	24980
5.0L, 307 C.I., V8 Rochester 2-barrel	1975-1976	24970
5.0L, 307 C.I., V8 Rochester 4-barrel	1975-1976	24980
5.0L, 305 C.I., V8 Rochester 2-barrel	1978-1985	24970
5.7L, 350 C.I., V8 Rochester 4-barrel	1978-1989	24980
V8 Chevy with Holley 4-barrel	1990-1998	24970
V8 Ford with Holley 4-barrel	1990-1996	24970

OMC & Volvo Penta

CARBURETOR KITS

Rochester Carburetors

No. 76111

OEM: 380186



Rochester 1 Barrel

No. 76120

OEM: OMC 984487,
VOLVO 841994



Rochester 2 Barrel

No. 76068


OEM: 982384



Rochester 2 Barrel

No. 76150

OEM: OMC 983864,
VOLVO 834985



Rochester 4 Barrel (1977-1989)

Holley Carburetors

No. 76081

OEM: 982538



Holley 2 Barrel

No. 76088

OEM: 985052



Holley 4 Barrel, 302 / 351 / 460, (1978-1998)

No. 76096

OEM: 982539



Holley 4 Barrel, 351 Ford (1975-1977)

No. 76104

OEM: N/A



Holley 4 Barrel, 740A / M55A

OMC & Volvo Penta

CARBURETOR KITS, BRASS FLOATS, NEEDLE & SEAT

Volvo Engine 1-Barrel Carburetors

No. 76101

OEM: 841836, 841292
Solex



AQ115AB, 125AB, 130CD, AQ131ABCD, 145AB,
AQ151ABC, 171AC, BB115BC, 145A

No. 76103

OEM: N/A



AQ80

No. 76102

OEM: 841293



AQ120B, 140A, BB140A

No. 76108

OEM: 875407



AQ120, AQ130A, B, BB115A

Carter Carburetors

No. 76082

OEM: 979719

Carter 1 Barrel



Rochester Carburetor Floats

No. 77210

OEM: 1397-2610



Rochester 1 Barrel

No. 77200

OEM: 841634



Rochester 2 Barrel

Needle & Seat - All Quadrajets

No. 40760

OEM: N/A



All Quadrajets

No. 77220

OEM: N/A



Rochester 4 Barrel
V8 305, 307, 350, 454CID

No. 77230

OEM: N/A



Rochester 2 Barrel
AQ175A, 200DF, 500A

OMC & Volvo Penta

OMC CARBURETOR KIT APPLICATIONS

Model	Years	Mfg. Code	Carb. Model	Carb. Kit	Float	Model	Years	Mfg. Code	Carb. Model	Carb. Kit	Float
80	1968-1969	R2	2GC	76068	77200	260	1979-1989	R4	4MV	76150	77220
90	1970-1971	R2	2GC	76068	77200	290 JET	1974-1975	R4	4MV	76160	77220
100	1972-1973	C1	RBS	76082	-	2.3 L	1987-1989	R2	2GE	76120	77200
110	1964	R1	BC	76111	77210	2.5L	1982-1985	R2	2GC	76075	77200
120	1965-1971 (Dual carb)	C1	RBS	76082	-	2.5L	1986-1990	R2	2GE	76120	77200
						2.5L	1986	R2	2GC	76068	77200
120	1972-1985	R2	2GC	76075	77200	3.0L	1982-1990	R2	2GC	76068	77200
140	1973-1985	R2	2GC	76068	77200	3.8L	1979-1985	R2	2GE	76120	77220
150	1964-1965	R1	BC	76111	77210	4.3L	1986-1989	R2	2GE	76120	77200
155	1967-1972	R2	2GC	76075	-	4.3L	1979-1989	R4	4MV	76150	77220
165	1972-1976	R2	2GC	76068	77200	4.3/262	1989	R2	2GE	76120	77200
170	1974	H2	2300	76081	-	5.0L(GM)	1979-1985	R2	2GE	76120	77200
175	1975-1977	H2	2300	76081	-	5.0L(GM)	1979-1989	R4	4MV	76150	77220
185	1978-1981	R2	2GE	76120	77200	5.0L(Ford)	1989	H2	2300	76081	-
185	1989	H2	2300	76081	-	5.7L	1979-1989	R4	4MV	76150	77220
190	1974-1977	H2	2300	76081	-	5.8L	1989	H4	-	76088	-
200	1966-1968	R2	2GC,V	76075	-	7.5L	1987-1988	H4	-	76088	-
200	1979-1985	R2	2GE	76120	77200	305 C.I.I./B	1977-1979	R2	2GE	76120	77200
200	1989	H2	2300	76081	-	305 C.I.I./B	1977-1978	R4	4MV	76150	77220
210	1968-1972	R4	4MV	76160	77220	305 C.I.I./B	1979-1983	R4	4MV	76150	77220
215	1971	R4	4MV	76160	77220	305 C.I.I./B	1979-1983	R4	4MV	76150	77220
225	1972-1976	R4	4MV	76160	77220	350	1988-1989	R4	4MV	76150	77220
230	1975-1976	R4	4MV	76160	77220	350	1988	R2	2GE	76120	77200
230	1979-1989	R4	4MV	76150	77220	454 C.I.I/B	1977-1978	R4	4MV	76160	77220
235	1975-1977	H4	4160	76096	-	460 C.I.	1987-1988	H4	-	76088	-
235	1989	H4	-	76088	-						
240	1978	H4	-	76088	-						
245	1972-1975	R4	4MV	76160	77220						
250	1970-1974	R4	4MV	76160	77220						
250	1979	H4	-	76088	-						
260	1975-1976	R4	4MV	76160	77220						



OMC & Volvo Penta

CARBURETOR MOUNTING GASKETS				
<p>No. 31740 INSULATING GASKET 1/4" THICK OEM: 909758</p>  <p>Rochester 2 Barrel</p>	<p>No. 31660 OEM: N/A</p>  <p>Rochester 2 Barrel</p>	<p>No. 32180 OEM: N/A</p>  <p>Rochester 2 Barrel</p>		
<p>No. 30381 INSULATING GASKET 1/4" THICK OEM: 908765</p>  <p>Rochester 4 Barrel</p>	<p>No. 30380 OEM: N/A</p>  <p>Rochester 4 Barrel</p>	<p>No. 31540 OEM: N/A</p>  <p>Rochester 4 Barrel</p>		
<p>No. 30580 OEM: N/A</p>  <p>Holley 2 Barrel</p>	<p>No. 32140 OEM: N/A</p>  <p>Holley 2 Barrel</p>	<p>No. 32130 OEM: N/A</p>  <p>Holley 4 Barrel</p>		
<p>No. 32970 OEM: 311555</p> 	<p>No. 30382 OEM: 3853283</p> 	<p>No. 30361 OEM: N/A</p>  <p>Holley 4 Barrel</p>		
<p>No. 34700 OEM: 315055</p> 	FUEL PUMP GASKETS			
	<p>No. 31700 OEM: 27-42457</p>  <p>Chevy V6</p>	<p>No. 32750 OEM: 27-34898</p>  <p>Chevy 305/350</p>	<p>No. 31360 OEM: 3705042</p>  <p>Chevy V8</p>	<p>No. 31800 OEM: 27-72805</p>  <p>Ford V8</p>



Section 13

OMC & Volvo Penta Ignition & Electrical

<i>Ignition - Prestolite & Delco Complete Tune-Up Kits</i>	124
<i>Ignition - Prestolite & Delco Tune-Up Kits</i>	124
<i>Ignition - Delco, Ford, Prestolite Cap & Rotor Kits</i>	124
<i>Ignition Components - Distributor Caps</i>	125
<i>Ignition Components - Rotors, Condensers & Points</i>	126-127
<i>Volvo 4-Cyl. & L6-Cyl. Ignition Components Application</i>	127
<i>Ignition Coils, Pick-Up Coil Sensors & Oil Filled Coils</i>	128
<i>Ignition Components Application</i>	129-130
<i>Electronic Ignition Distributor Parts Application</i>	130
<i>Voltage Regulators, Power Trim Relays & Solenoid</i>	131
<i>Voltage Regulators & Solenoid Application</i>	131

OMC & Volvo Penta

IGNITION - TUNE-UP KITS

Prestolite Complete Tune-Up Kits		Delco Complete Kit	
<p>No. 71750 (72650 + 71600)</p>  <p>V6, 4.3L, 262 CID</p>	<p>No. 71730 (72650 + 71560)</p>  <p>V8 (w/ Screw-down Cap)</p>	<p>No. 71770 (72640 + 71550)</p>  <p>V8 (w/ Clip-on Cap) Strngrs(1974-82),Cobra7.5L(1987)</p>	<p>No. 71700 (72630 + 71520)</p>  <p>V8, 200 CID (1966-68)</p>
Prestolite Tune-Up Kits		Delco Tune-Up Kit	
<p>No. 72650 (71060 + 70010 + 70510)</p>  <p>V6, 3.8/4.3L, 229/262 CID & V8 (w/ Screw-down Cap)</p>	<p>No. 72660 (71050 + 70010 + 70510)</p>  <p>V8 (w/ Clip-on Cap)</p>	<p>No. 72640 (71030 + 70040 + 70540)</p>  <p>V8 (w/ Clip-on Cap) Strngrs(1974-82),Cobra7.5L(1987)</p>	<p>No. 72630 (71010 + 70030 + 70580)</p>  <p>V8, 200 CID (1966-68)</p>
Delco, Ford, Prestolite Cap & Rotor Kits			
<p>No. 71830 OEM: N/A</p> <p>Kit Contains: GLM ITEM 71420 Cap 71120 Rotor</p>  <p>4-Cyl. Delco EST Breakerless, 3.0L, 181 CID</p>	<p>No. 71820 OEM: N/A</p> <p>Kit Contains: GLM ITEM 71410 Cap 71110 Rotor</p>  <p>V6 Delco EST Breakerless, 4.3L, 262 CID</p>	<p>No. 71890 OEM: N/A</p> <p>Kit Contains: GLM ITEM 71650 Cap 71160 Rotor</p>  <p>V6 Delco EST Breakerless, 4.3L, 262 CID</p>	<p>No. 71810 OEM: N/A</p> <p>Kit Contains: GLM ITEM 71400 Cap 71100 Rotor</p>  <p>V8 Delco EST Breakerless, Chevy</p>
<p>No. 71860 OEM: N/A</p> <p>NEW</p> <p>Kit Contains: GLM ITEM 71400 Cap 71180 Rotor</p>  <p>V8 Delco EST Breakerless, Chevy (Large Style Rotor)</p>	<p>No. 71900 OEM: N/A</p> <p>Kit Contains: GLM ITEM 71430 Cap 71160 Rotor</p>  <p>V8 Delco EST Breakerless, 5.0/5.7L Chevy</p>	<p>No. 71850 OEM: N/A</p> <p>Kit Contains: GLM ITEM 71640 Cap 71140 Rotor</p>  <p>V8 Ford Breakerless, 5.0/5.8L, 302/351 CID EFI</p>	<p>No. 71880 OEM: N/A</p> <p>Kit Contains: GLM ITEM 71560 Cap 71060 Rotor</p>  <p>V8 Prestolite (Screw-down Cap)</p>

OMC & Volvo Penta

IGNITION - COMPONENTS

Distributor Caps

No. 71580

OEM: 382133 omc
841244-7 volvo



Mallory V8
(Flat Cap Distributor)

No. 71600

OEM: 3853814 omc
841926-9 volvo



Prestolite V6
4.3L, 262 CID

No. 71560

OEM: 3853815



Prestolite V8
(Screw-down Cap)

No. 71550

OEM: N/A



Prestolite V8
Strngs (1974-82) & Cobra 7.5L (1987)

No. 71490

OEM: 870690-5



BOSCH 4-Cyl.
(Volvo Engines w/
BOSCH Distributors)

No. 71460

OEM: 243658-2
Large Diameter: 3-3/16" I.D.



BOSCH L6-Cyl.
(Inline Volvo Engines w/
BOSCH Distributors)

No. 71540

OEM: 380541



Delco 4-Cyl.
2.5/3.0L, 153/181 CID,
120/140 HP w/ Delco Points

No. 71530

OEM: 980152



Delco L6-Cyl.
Inline 6-Cyl., 250 CID,
165 HP w/ Delco Points

No. 71420

OEM: 3854260 omc
3854260-1 volvo



4-Cyl. Delco EST Breakerless,
3.0L, 181 CID

No. 71410

OEM: 3854331 omc
3854331-0 volvo



V6 Delco EST Breakerless,
4.3L, 262 CID

No. 71650

OEM: 3859019



V6 Delco EST Breakerless,
4.3L, 262 CID

No. 71520

OEM: 383587



V8 Delco
200 CID, (1966-68)

No. 71400

OEM: 3854548 omc
3854548-9 volvo



V8 Delco EST Breakerless,
Chevy

No. 71430

OEM: 3858975



V8 Delco EST Breakerless,
5.0/5.7L Chevy

No. 71640

OEM: 3854217



V8 Ford Breakerless,
5.0/5.8L, 302/351 CID EFI Ford

OMC & Volvo Penta

IGNITION - COMPONENTS

Rotors

<p>No. 71000 OEM: 243903-2</p>  <p>BOSCH 4-Cyl. & L6-Cyl. (Small Dia. Cap) (Volvo Engines)</p>	<p>No. 71120 OEM: 986651 omc 3854261-9 volvo</p>  <p>4-Cyl. Delco EST Breakerless, 3.0L, 181 CID</p>	<p>No. 71020 OEM: 384735</p>  <p>Delco 4-Cyl. & L6-Cyl. 2.5/3.0L, 153/181/250 CID, 120/140/165 HP</p>	<p>No. 71060 OEM: 982880 omc 855845-4 volvo</p>  <p>Prestolite V6 & V8 V6, 3.8/4.3L, 229/262 CID & V8 (w/ Screw-down Cap)</p>
<p>No. 71050 OEM: 980892 omc 834975-5 volvo</p>  <p>Prestolite V8 (w/ Clip-on Cap)</p>	<p>No. 71030 OEM: N/A</p>  <p>Prestolite V8 (w/ Clip-on Cap) Stringers (1974-82), Cobra 7.5L (1987)</p>	<p>No. 71110 OEM: 3854311 omc 3854311-2 volvo</p>  <p>V6 Delco EST Breakerless, 4.3L, 262 CID</p>	<p>No. 71160 OEM: 3858977</p>  <p>V6 & V8 Delco EST Breakerless, 4.3/5.0/5.7L, 262 CID</p>
<p>No. 71100 OEM: 3854549 omc 3854549-7 volvo</p>  <p>V8 Delco EST Breakerless, Chevy</p>	<p>No. 71180 OEM: 3862014</p>  <p>V8 Delco EST Breakerless, Chevy (Large Style)</p>	<p>No. 71010 OEM: 381711</p>  <p>V8 Delco 200 CID, (1966-68)</p>	<p>No. 71140 OEM: 3854218</p>  <p>V8 Ford Breakerless, 5.0/5.8L, 302/351 CID EFI</p>

Condensers

<p>No. 70580 OEM: 382136 omc 835308-8 volvo</p>  <p>Mallory V8 (Flat Cap & Standard Cap Distributor)</p>	<p>No. 70510 OEM: 980894 omc 835704 volvo</p>  <p>Prestolite V6 & V8 (Screw-down & Clip-on Cap Distributor)</p>	<p>No. 70540 OEM: N/A</p>  <p>Prestolite V8 (w/ Clip-on Cap) Stringers (1974-82), Cobra 7.5L (1987)</p>
---	---	---

Points

<p>No. 70010 OEM: 980893</p>  <p>Prestolite V6 & V8 (Screw-down & Clip-on Cap Distributor)</p>	<p>No. 70040 OEM: N/A</p>  <p>Prestolite V8 (w/ Clip-on Cap) Stringers (1974-82), Cobra 7.5L (1987)</p>	<p>No. 70020 OEM: 380538</p>  <p>Delco 4-Cyl. & L6-Cyl. 2.5/3.0L, 153/181/250 CID, 120/140/165 HP</p>
--	---	---

OMC & Volvo Penta

IGNITION - COMPONENTS

Points Continued...

No. 70030

OEM: 380543 omc
818701-5 volvo



V8 Delco
200 CID, (1966-68)

No. 70082

OEM: 243799-4



BOSCH 4-Cyl.
(Volvo Engines)

No. 70100

OEM: 240149

TWO-PIECE



BOSCH 4-Cyl. & L6-Cyl. w/
Small Dia. Cap (Volvo Engines)

APPLICATION CHART - VOLVO 4-CYL & 6-CYL INLINE ENGINES

Description	Ignition Part	GLM No.	OEM No.
4-Cyl. Pushrod Engines - AQ 115 & AQ 130			
One Piece Points / External Mounted Condenser Distributor	Points	70082	243799
	Condenser	-	-
	Cap	71490	870690
	Kit	-	-
Two Piece Points / Internal Mounted Condenser Distributor	Points	70100	240149
	Condenser	-	-
	Cap	-	-
	Kit	-	-
For All	Rotor	71000	243903
4-Cyl. Single Overhead Cam Engines - AQ 120, 125, 131, 140, 141, 145 & 151			
For use with Screw Down Distributor Cap	Condenser	-	-
	Cap	-	-
	Rotor	71000	243903
	Kit	-	-
For use with Clip Down Distributor Cap	Condenser	-	-
	Cap	-	-
	Rotor	71000	243903
	Kit	-	-
For All	Points	70082	243799
Inline 6-Cyl. Pushrod Engines - AQ 165 & AQ 170			
One Piece Points / For use with Small Cap Distributor	Points	-	-
Externally Mounted / For use with Small Cap Distributor	Condenser	-	-
For use with Small Diameter Cap	Rotor	71000	243903
Small Diameter Cap	Cap	-	-
Two Piece Points / For use with Internally Mounted Condenser	Points	70100	240149
One Piece Points / For use with Large Cap Distributor	Points	-	-
Internally Mounted / For use with Large Cap Distributor	Condenser	-	-
For use with Large Diameter Cap	Rotor	-	-
Large Diameter Cap	Cap	71460	243658

OMC & Volvo Penta

IGNITION COILS

No. 72110

OIL FILLED COIL
OEM: 3853548

Used with
Points Style
Ignition



Resistor Wire or External Resistor

No. 72117

OIL FILLED COIL
OEM: N/A

Used with
Points Style
Ignition



Has Internal Resistor

No. 72116

IGNITION COIL
OEM: 3854161

For V8 Ford
Breakerless
Ignitions



OMC/Volvo with Ford 5.0L/302CI EFI
& 5.8L/351CI EFI (1993-1996)

No. 72140

PICK-UP COIL SENSOR
OEM: 3854224



351 EFI King (1993-94), 5.0L EFI (1993-94),
5.8L EFI King (1993), 5.8L EFI (1994)

No. 72130

PICK-UP COIL SENSOR
OEM: 3854001

For Delco EST
Breakerless
Ignitions



OMC/Volvo Chevrolet 4-Cyl. V6 & V8 Engines
with Delco Breakerless Distributors



OMC & Volvo Penta

IGNITION COMPONENTS APPLICATION									
Model	Years	Cyl.	Distributor	Points	Condenser	Distrib. Cap	Rotor	Tune-Up Kit	Complete T-Up Kit
2.3L	1987-1990	4	(A)	-	70580	-	-	-	-
2.3L	1990	4	(B)	70010	70510	-	71060	72650	72650
2.5L	1981-1986	4	982351 (D)	-	-	71540	71020	-	-
3.0L	1982-1990	4	982351 (D, G)	-	-	71540	71020	-	-
3.8L	1981-1986	6	982846, 983203 (B, F)	70010	70510 (C)	71600	71060	72650	71750
4.3L	1985-1990	6	(B, F)	70010	70510 (C)	71600	71060	72650	71750
4.3L	1991-1992	6	986855 (B)	-	-	71600	71060	-	-
4.3L	2000 & Up	6	40005334 (D)	-	-	71650	71160	-	71890
5.0L (GM)	1979-1982	8	(B, E)	70040	70540	71550	71030	72640	71770
5.0L (GM)	1979-1982	8	(B, E)	70010	70510 (C)	-	71050	72660	-
5.0L (GM)	1981-1988	8	983453 (A)	-	70580	-	-	-	-
5.0L (GM)	1983-1988	8	IBM 7013C (B, F)	70010	70510 (C)	71560	71060	72650	71730
5.0L (Ford)	1993	8	(B, F)	70010	70510 (C)	71560	71060	72650	71730
5.0L	1991-1992	8	(B, F)	-	-	71560	71060	-	-
5.0L	2000 & Up	8	21622232 (D)	-	-	71430	71160	-	71900
5.7L	1982-1990	8	983453 (A)	-	70580	-	-	-	-
5.7L	1982-1990	8	IBM 7013C (B, F)	70010	70510 (C)	71560	71060	72650	71730
5.7L	1991-1992	8	(B, F)	-	-	71560	71060	-	-
5.7L	2000 & Up	8	21622232 (D)	-	-	71430	71160	-	71900
5.8L (Ford)	1989-1990	8	(B, F)	70010	70510 (C)	71560	71060	72650	71730
5.8L (Ford)	1991-1992	8	(B, F)	-	-	71560	71060	-	-
7.5L	1987	8	(B, E)	70040	70540	71550	71030	72640	71770
7.5L	1987	8	(B, E)	70010	70510 (C)	-	71050	72660	-
7.5L	1987-1989	8	(B, F)	70010	70510 (C)	71560	71060	72650	71730
100	1972-1973	4	384720, 979858 (D)	70020	-	71540	71020	-	-
100	1972-1973	4	980500, 982351 (D)	70020	-	71540	71020	-	-
110	1964	4	(D)	70020	-	71540	71020	-	-
120	1965-1986	4	383581, 384258 (D)	70020	-	71540	71020	-	-
140	1973-1989	4	980500, 982351 (D)	70020	-	71540	71020	-	-
150	1964-1966	6	1110309, 22 (D)	70030	-	-	-	-	-
155	1967-1972	6	1110376 (D)	70030	70580	-	-	-	-
165	1972-1976	6	980156 (D)	70020	-	71530	71020	-	-
170	1974	8	(B, E)	70040	70540	71550	71030	72640	71770
170	1974	8	(B, E)	70010	70510 (C)	-	71050	72660	-
175	1975-1977	8	(B, E)	70040	70540	71550	71030	72640	71770
175	1975-1977	8	980902 (B, E)	70010	70510 (C)	-	71050	72660	-
185	1967-1968	8	381775 (A)	-	70580	71580	-	-	-
185	1978-1980	8	(B, E)	70040	70540	71550	71030	72640	71770
185	1978-1980	8	981659 (A)	-	70580	-	-	-	-
185	1978-1980	8	982320 (B, E)	70010	70510	-	71050	72660	-
190	1974-1977	8	(B, E)	70040	70540	71550	71030	72640	71770
190	1974-1977	8	980902 (B, E)	70010	70510 (C)	-	71050	72660	-
200	1966	9	(D)	70030	-	71520	71010	-	71700
200	1967-1968	8	1111050, 1111053 (D)	70030	70580	71520	71010	-	71700
200	1967-1968	8	1111058, 382127 (D)	70030	70580	71520	71010	-	71700
200	1979-1988	8	981659 (A)	-	70580	-	-	-	-
200	1979-1982	8	(B, E)	70040	70540	71550	71030	72640	71770
200	1979-1982	8	982320 (B, E)	70010	70510 (C)	-	71050	72660	-
210	1968-1972	8	381775 (A)	-	70580	71580	-	-	-
215	1971	8	(A)	-	70580	71580	-	-	-
225	1978	8	981659, 982320 (A)	-	70580	-	-	-	-
225	1972-1976	8	381775 (A)	-	70580	71580	-	-	-
230	1969-1978	8	981659	-	70580	-	-	-	-
230	1979-1982	8	(B, E)	70040	70540	71550	71030	72640	71770
230	1979-1982	8	982320 (B, E)	70010	70510 (C)	-	71050	72660	-
230 (IB)	1975-1976	8	381775 (A)	-	70580	71580	-	-	-

OMC & Volvo Penta

IGNITION COMPONENTS APPLICATION

Model	Years	Cyl.	Distributor	Points	Condenser	Distrib. Cap	Rotor	Tune-Up Kit	Complete T-Up Kit
235	1971	8	(A)	-	70580	71580	-	-	-
235	1975-1977	8	(B, E)	70040	70540	71550	71030	72640	71770
235	1975-1977	8	981080 (B, E)	70010	70510 (C)	-	71050	72660	-
240	1978	8	(B, E)	70040	70540	71550	71030	72640	71770
240	1978	8	981080 (B, E)	70010	70510 (C)	-	71050	72660	-
245	1972-1975	8	381775 (A)	-	70580	71850	-	-	-
250 (B)	1970-1974	8	(A)	-	70580	71850	-	-	-
250	1979	8	(B, E)	70040	70540	71550	71030	72640	71770
250	1979	8	981080 (B, E)	70010	70510 (C)	-	71050	72660	-
260 (B)	1975-1976	8	384193 (A)	-	70580	71580	-	-	-
260	1979-1982	8	(B, E)	70040	70540	71550	71030	72640	71770
260	1979-1982	8	981659 (A)	-	70580	-	-	-	-
260	1979-1982	8	982320 (B)	70010	70510 (C)	-	71050	72660	-
262 CID	1989	6	(B, F)	70010	70510 (C)	71600	71060	72650	71750
290 JET	1974-1975	8	(A)	-	70580	71580	-	-	-
305 (IB)	1977-1979	8	980680 (A)	-	70580	71580	-	-	-
305 (IB)	1980-1982	8	981659, 982320 (A)	-	70580	-	-	-	-
350 (IB)	1977-1979	8	981659 (A)	-	70580	71580	-	-	-
350 (IB)	1980-1982	8	982320 (A)	-	70580	-	-	-	-
350 CID	1988-1989	8	(F)	-	70580	-	-	-	-
350 CID	1988-1989	8	(B, E)	70010	70510 (C)	-	71050	72660	-
454 (IB)	1977-1979	8	(A)	-	70580	71580	-	-	-
454 (IB)	1980-1982	8	981659, 982320 (A)	-	70580	-	-	-	-
460 CID	1988-1989	8	(B, F)	70010	70510 (C)	71560	71060	72650	71730

(A) Mallory Ignition

(B) Prestolite Ignition

(C) Wire Type use No. 70540

(D) Delco Ignition

(E) Models w/ Clip-On Dist. Cap

(F) Models w/ Screw-On Dist. Cap

(G) 90'S Model Point Ignition Only

(H) Elec. Dist. (Standard Rotation)

(I) Elec. Dist. (Counter Rotation)

(J) Contact Controlled Dist.

(K) Does Not Include Models w/ Shift Assist Module

DISTRIBUTOR PARTS (ELECTRONIC IGNITION)

Model	Years	Distributor No.	Pick-Up	Rotor	Cap
351 EFI King	1994	3854176	72140	71140	71640
3.0L	1994	-	-	71120	71420
4.3L	1994	-	-	71110	71410
5.0L EFI	1994	3854175	72140	71140	71640
5.8L EFI	1994	3854176	72140	71140	71640
7.4L	1994	3855128	N/R	71060	71560
4.3L, 4.3L H.O. (2V Models)	1991-1993	986855	-	71060	71600
5.0L, 5.0L H.O., 5.8	1991-1993	986969, 986970	N/R	71060	71560
3.0L, 3.0L H.O.	1990-1993	986653	-	71120	71420
351 EFI King	1993	987734	72140	71140	71640
351 King	1993	987527	N/R	71130	71560
5.0L EFI	1993	987733	72140	71140	71640
5.8L EFI King	1993	987734	72140	71140	71640
5.7L OMC Cobra	1991-1992	986983	-	71060	71560
351	1992-1993	987527	N/R	71060	71560
454, 454 H.O., 502	1992	987473	N/R	71060	71560
5.7LE	1992	986983	N/R	71060	71560
454 H.O. (744APERGF)	1991	987473	N/R	71060	71560
3.0, 3.0 H.O. (PWS/PWR)	1990	986653	-	71120	71420
4.3L, 4.3L H.O. w/ Dis. Ign.	1990	-	N/R	N/R	N/R



OMC & Volvo Penta

VOLTAGE REGULATORS

No. 72210

OEM: 910599



OMC

No. 72230

OEM: 847605, 843547



Volvo (1976-1982)

VOLVO POWER TRIM RELAY

No. 73020

OEM: 876037



5 Terminal AQ 270,280

SOLENOID

No. 72360

OEM: 586730



VOLTAGE REGULATORS

Model	Year	GLM No.	Model	Year	GLM No.
Volvo Penta	1975-89	-	3.8L - OMC	1988	72210
Volvo Penta	1976-82	72230	4.3L - OMC	1988	72210
2.5L - OMC	1988	72210	5.0L - OMC	1988	72210
3.0L - OMC	1988	72210	5.7L - OMC	1988	72210

STARTER SOLENOID

Model	Year	GLM No.	Model	Year	GLM No.
5.0L, 5.0L H.O.	1989-1991	72360	335 Cobra	1987	72360
5.8L	1989-1991	72360	340 King Cobra	1987	72360
460 King Cobra	1989-1990	72360	7.5L	1987	72360
2.3L	1987-1990	72360			

TRIM SOLENOID

Model	Year	GLM No.	Model	Year	GLM No.
351 King Cobra	1992-1993	72360	5.7L	1990-1992	72360
502	1992-1993	72360	5.7LE OMC Cobra	1990-1992	72360
3.0L, 3.0L H.O.	1991-1993	72360	350 OMC King Cobra	1988-1991	72360
4.3L	1991-1993	72360	370, 460 CIVIC King Cobra	1989-1990	72360
5.0L, 5.0L H.O., 5.8	1991-1993	72360			
454, 454 H.O. King Cobra	1990-1993	72360			
4.3L H.O	1990-1993	72360			
351 EF1 King Cobra	1993	72360			
5.0L, 5.8L EFI	1993	72360			



Section 14

OMC & Volvo Penta Engine Gaskets Rear Main Oil Seals

<i>Head Gaskets</i>	134
<i>Intake Manifold Gaskets</i>	135
<i>Valve Cover Gaskets</i>	135
<i>Lifter Side Cover Gaskets</i>	136
<i>Oil Pan Gaskets</i>	136
<i>Timing Chain Cover Gasket Kits</i>	136
<i>Timing Chain Cover Gaskets</i>	137
<i>Crank Shaft Oil Seals</i>	137
<i>Distributor Gaskets</i>	137
<i>Engine Gasket Kits</i>	138

OMC & Volvo Penta

HEAD GASKETS

Chevy V8

No. 36160

OEM: 914971, 841207, 856474

Chevy
305/350 CID engines
(5.0 & 5.7L)



No. 36110

OEM: 914849

Chevy
454 CID engines
(7.4L)



Ford V8

No. 36170

OEM: 916221

Ford
351 CID engines
(5.8L)



No. 36120

OEM: 912766

Ford
460 CID engines
(7.5L)



Chevy Inline 6

No. 36140

OEM: 908237

Chevy
250 CID engines
6-Cyl (4.1L)




Chevy V6

No. 36100

OEM: 3854299

Chevy
262 CID engines
(4.3L)



Chevy 4-Cylinder

No. 36150

OEM: 914812

Chevy
181 CID engines
(3.0L)

























No. 36130

OEM: 311210

Chevy
153 CID engines
(2.5L)



OMC & Volvo Penta

INTAKE MANIFOLD GASKETS			
<p>No. 32680 OEM: 912471</p> <p>Ford 140 CID 2.3L</p> 	<p>No. 31570 OEM: 908079</p> <p>Chevy 4-Cyl, 181, 3.0L (1968-82)</p> 	<p>No. 33580 OEM: 3853256</p> <p>Chevy 4-Cyl (1996 & Up)</p> 	<p>No. 30345 OEM: 27-824326002</p> <p>4.3L (1996 & Up)</p> 
<p>No. 30347 OEM: 27-807473A1</p> <p>5.0/5.7L (1996 & Up)</p> 	<p>No. 33940 OEM: 312737</p> <p>Buick V6 (1964-72)</p> 	<p>No. 30349 OEM: 312737</p> <p>Chevy V6</p> 	<p>No. 30351 OEM: N/A</p> <p>Chevy V6</p> 
<p>No. 39200</p> <p>Ford 302 CID 5.0L</p> 	<p>No. 36280</p> <p>Ford 351CID 5.8L</p> 	<p>No. 30860</p> <p>Chevy 305/350 CID 5.0/5.7L (1997 & Below)</p> 	<p>No. 39170 with oval intake ports</p> <p>Chevy 454 CID 7.4L</p> 
VALVE COVER GASKETS			
<p>No. 32210 OEM: 3852693</p> <p>GM 153/181 CID 2.5/3.0L</p> 	<p>No. 30356 OEM: 27-851040</p> <p>GM 3.0L (1998 & Up)</p> 	<p>No. 30340 OEM: N/A</p> <p>GM 250 CID 4.1L</p> 	<p>No. 30359 OEM: 3854300</p> <p>GM 262 CID 4.3L</p> 
<p>No. 30353 OEM: 912965</p> <p>GM 305/350 CID 5.0/5.7 (1986 & Below)</p> 	<p>No. 30357 OEM: 3852687 (1987 & Up)</p> <p>GM 305/350 CID 5.0/5.7L (1987 & Up)</p> 	<p>No. 30470 OEM: 3852818</p> <p>Ford 302/351 CID 5.0/5.8L</p> 	
<p>No. 30350 OEM: 3853513</p> <p>GM 454/502 CID 7.4/8.2</p> 	<p>No. 30358 OEM: 3854942 (1996 & Up)</p> <p>GM 4.3L w/ plastic valve cover</p> 	<p>No. 33040 OEM: 912768</p> <p>Ford 460 CID 7.5L</p> 	

OMC & Volvo Penta

LIFTER SIDE COVER GASKETS

No. 30100

OEM: 3852692

153 & 181 CID
Push Rod Cover



No. 30120

OEM: N/A

140/150/
160 /165
6-Cyl.



No. 32640

OEM: 3856443

120/140
4-Cyl.
w/ stamped cover



OIL PAN GASKETS

No. 39470

OEM: 508886

GM
153/181CID
2.5L &
3.0L



No. 39460

OEM: N/A

Chevy
229 CID
3.8L, V6



No. 39130

OEM: N/A

GM
250 CID,
4.1L
165 Inline
6-Cyl.



No. 39840

OEM: 3852655

Chevy
262 CID
4.3L, V6



No. 39860

OEM: 3855801

Chevy
4.3L, V6



No. 39850

OEM: 3852664

GM
305/350 CID
5.0/5.7L
(1986 & Up)



No. 39540

OEM: N/A

Universal Type
GM 262, 265, 267,
283, 302, 305,
327, 350 & 400
Small Block Engines
(1986 & Below)



No. 39500

OEM: N/A

Ford
351CID
5.8L



No. 30370

OEM: 3851981

Drain Plug
Oil Pan



TIMING CHAIN COVER GASKET KITS

No. 39710

OEM: N/A



Chevy 4-Cyl. & Inline 6

No. 39730

OEM: N/A



Chevy 262 4.3L CID V6

No. 39740

OEM: N/A
(1991 & Below)



Chevy 454 CID engines

Mark IV

No. 39720

OEM: N/A
(1997
& Below)



Chevy 305 & 350 CID

OMC & Volvo Penta

TIMING CHAIN COVER GASKETS			
<p>No. 30360 OEM: 3852691</p>  <p>4 & 6-Cyl. Chevy Timing Chain Cover</p>	<p>No. 30530 OEM: N/A (1997 & Below)</p>  <p>Chevy V6 & SB V8 Timing Chain Cover</p>	<p>No. 30440 OEM: N/A (1991 & Below)</p>  <p>Chevy 454 CID Timing Chain Cover</p>	<p>No. 30460 OEM: N/A</p>  <p>Ford V8 Timing Chain Cover</p>
CRANK SHAFT OIL SEALS			
<p>No. 85780 OEM: 3853341 One Piece (1996 & Below)</p>  <p>All Chevy</p>	<p>No. 85490 OEM: 473424 Two Piece (1985 & Below)</p>  <p>All Chevy</p>	<p>No. 85790 OEM: 3852657 One Piece (1986 & Up)</p>  <p>4.3/5.0/5.7L Standard Rotation</p>	<p>No. 85960 OEM: 460571 Two Piece (1986 & Below)</p>  <p>7.4/8.2L</p>
<p>No. 85980 OEM: 913746</p>  <p>Ford 351 CID</p>	<p>No. 30354 OEM: 3852656</p>  <p>V6, 305, 350 Rear Main Seal Retainer Cover Gasket</p>	<p>No. 30110 OEM: 3852658</p>  <p>4 & 6-Cyl Chevy Oil Pump Cover Gasket</p>	<p>No. 30490 OEM: N/A</p>  <p>Oil Pump Mounting Gasket</p>
DISTRIBUTOR GASKETS			
<p>No. 32040 OEM: N/A</p>  <p>Mallory V8 Distributor Cap</p>	<p>No. 31370 OEM: 3852109</p>  <p>V6 & V8 Chevy Distributor Mounting</p>	<p>No. 32300 OEM: N/A</p>  <p>4-Cyl. Distributor Mounting</p>	

OMC & Volvo Penta

ENGINE OVERHAUL GASKET KIT

No. 39021


OEM: N/A



4.3L (1996 & Up)

No. 39022

OEM: N/A



5.7L (1996 & Up)

CYLINDER HEAD GASKET KITS

No. 39810

OEM: N/A



Chevy 2.5L, 153CID, 110, 120HP
(1965-1985)

No. 39820


OEM: N/A



Chevy 3.0L, 181CID, 140HP
(1973-1988)

No. 39830

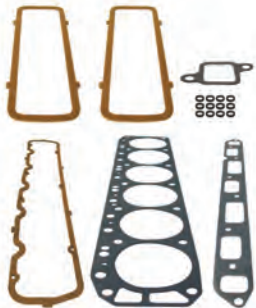
OEM: 985662



Buick V6, 3.8L, 231CID
(1964-1972)

No. 39660

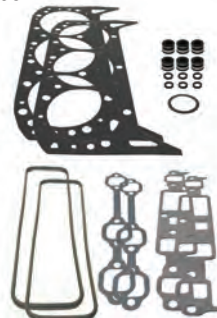
OEM: 27-47453A1



All Chevy 250 CID, 165 HP

No. 39654


OEM: 503796



Chevy 4.3L (1996 & Below)

No. 39670


OEM: 27-56110A1



Ford 5.0L, 302 CID

No. 39690

OEM: 27-75611A2



Chevy 5.0/5.7L, 305/350 CID
(1997 & Below)

No. 39652


OEM: 27-75611A03



Chevy V8 S.B. 305/350/377 CID
(1996 & Up)

No. 39680

OEM: 27-64763A2



Ford 5.8L, 351 CID

Section 15

Volvo Penta AQ Drive Sterndrives & Transom Assemblies Up to 1993

<i>Upper Gear Housing Breakdown</i>	<i>140-141</i>
<i>Lower Gear Housing Breakdown</i>	<i>142-143</i>
<i>Intermediate Housing Breakdown</i>	<i>144-145</i>
<i>Transom Assembly Breakdown</i>	<i>146-147</i>
<i>Gear Housing Seal Kits</i>	<i>148</i>
<i>Intermediate Housing Parts</i>	<i>149</i>
<i>Tilt Bushings</i>	<i>149</i>
<i>U-Joints & Bellows</i>	<i>150</i>
<i>Exhaust Bellows - External</i>	<i>150</i>
<i>Drive Cover</i>	<i>150</i>
<i>Transom Assembly Parts</i>	<i>150</i>

Volvo Penta - AQ

UPPER HOUSING

**Upper Gearcase Seal Kit
AQ200-290, AQSP, AQDP**

No. 87760

See Section 15

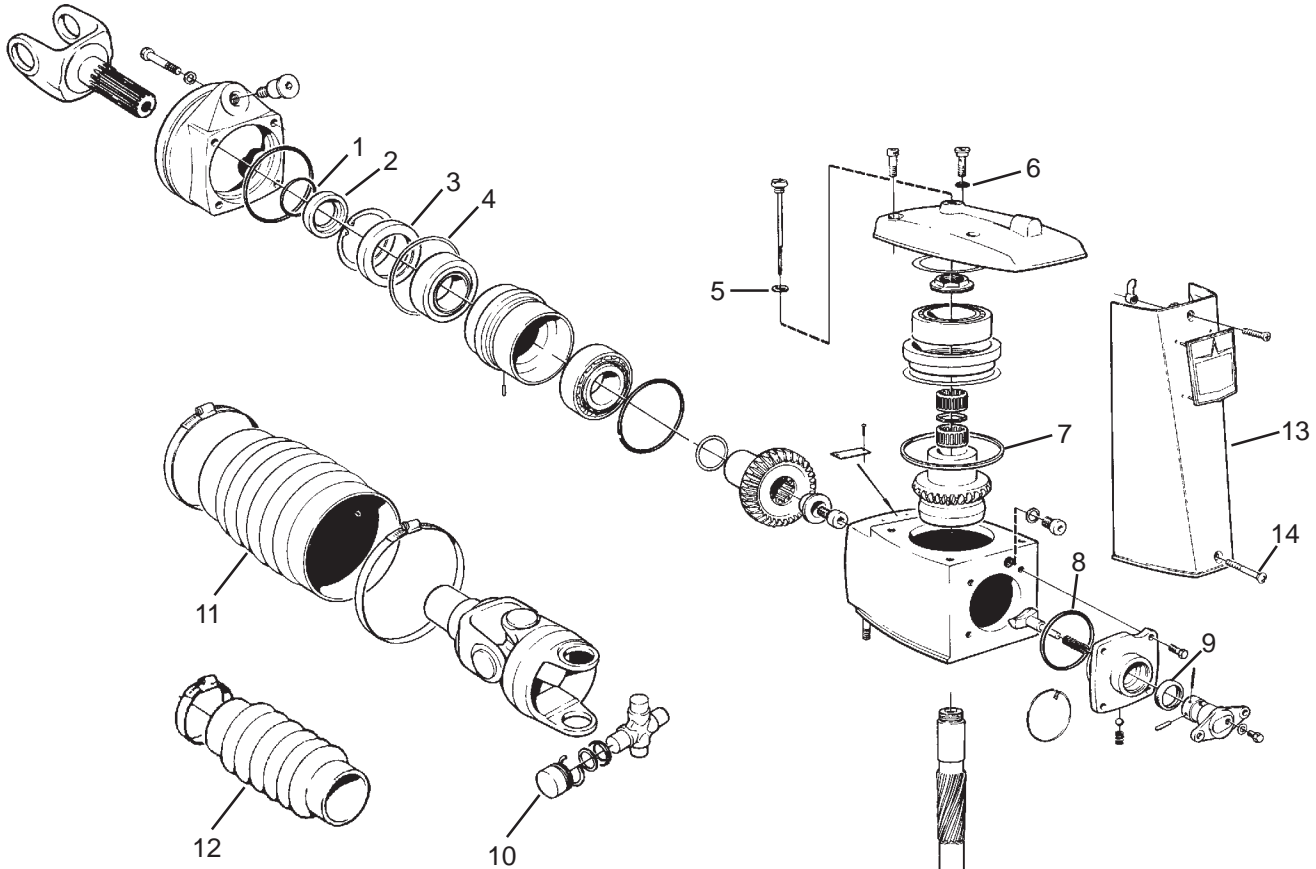
15

**Upper Gearcase Seal Kit
AQ200-290, AQSP, AQDP**

No. 87820

See Section 15

16



**U-Joint Seal Kit
with U-Joint**

No. 87720

See Section 15

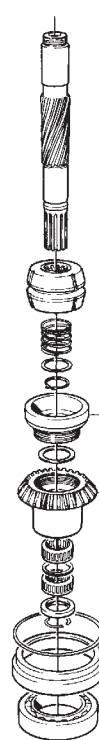
17

**U-Joint Seal Kit
without U-Joint**

No. 87730

See Section 15

18



Volvo Penta - AQ

LOWER HOUSING

Lower Gearcase Seal Kit - Dual Prop

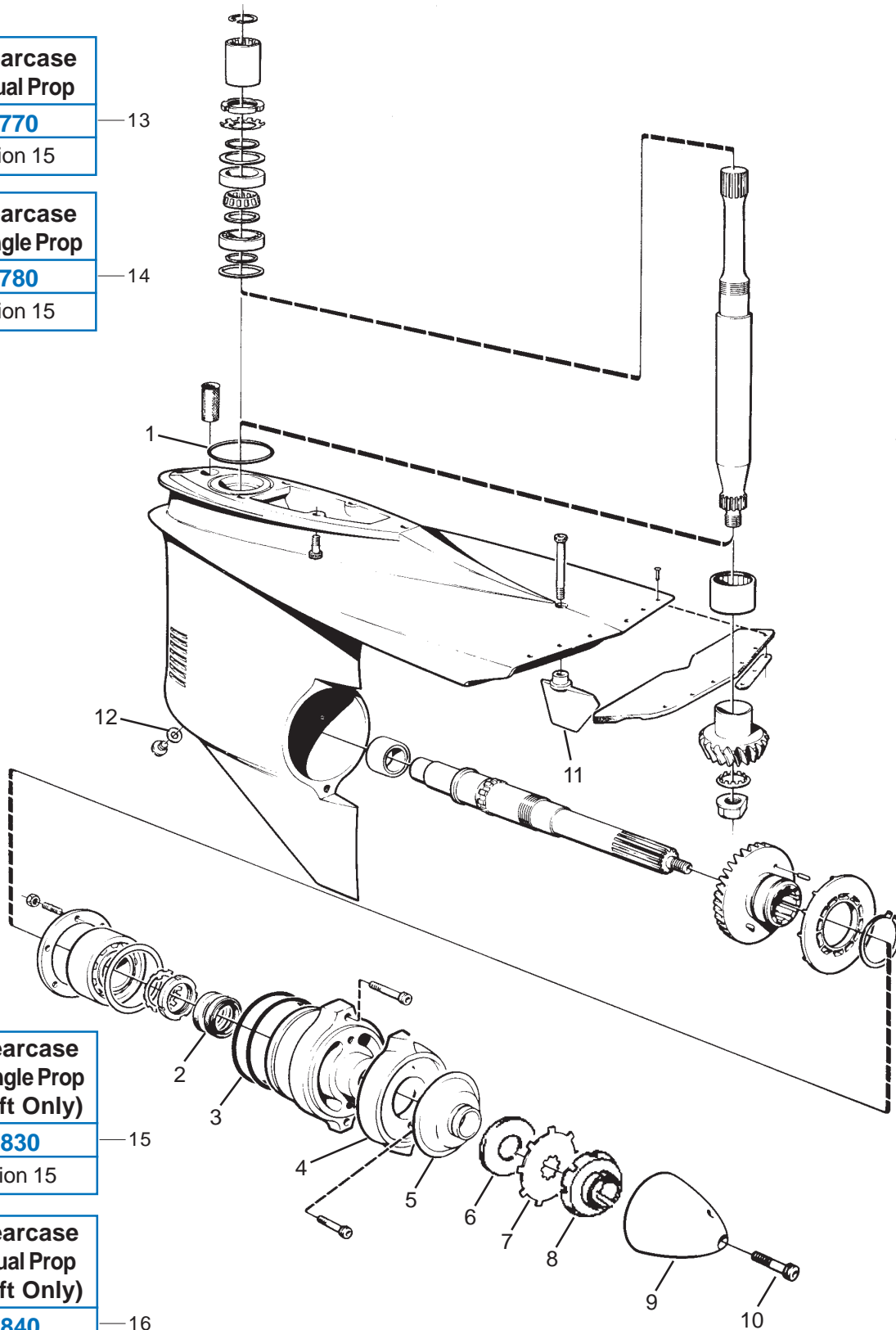
No. 87770

See Section 15

Lower Gearcase Seal Kit - Single Prop

No. 87780

See Section 15



Lower Gearcase Seal Kit - Single Prop (Prop Shaft Only)

No. 87830

See Section 15

Lower Gearcase Seal Kit - Dual Prop (Prop Shaft Only)

No. 87840

See Section 15

Volvo Penta - AQ

INTERMEDIATE HOUSING

**Steer Stem Repair
Kit - AQ200-290**

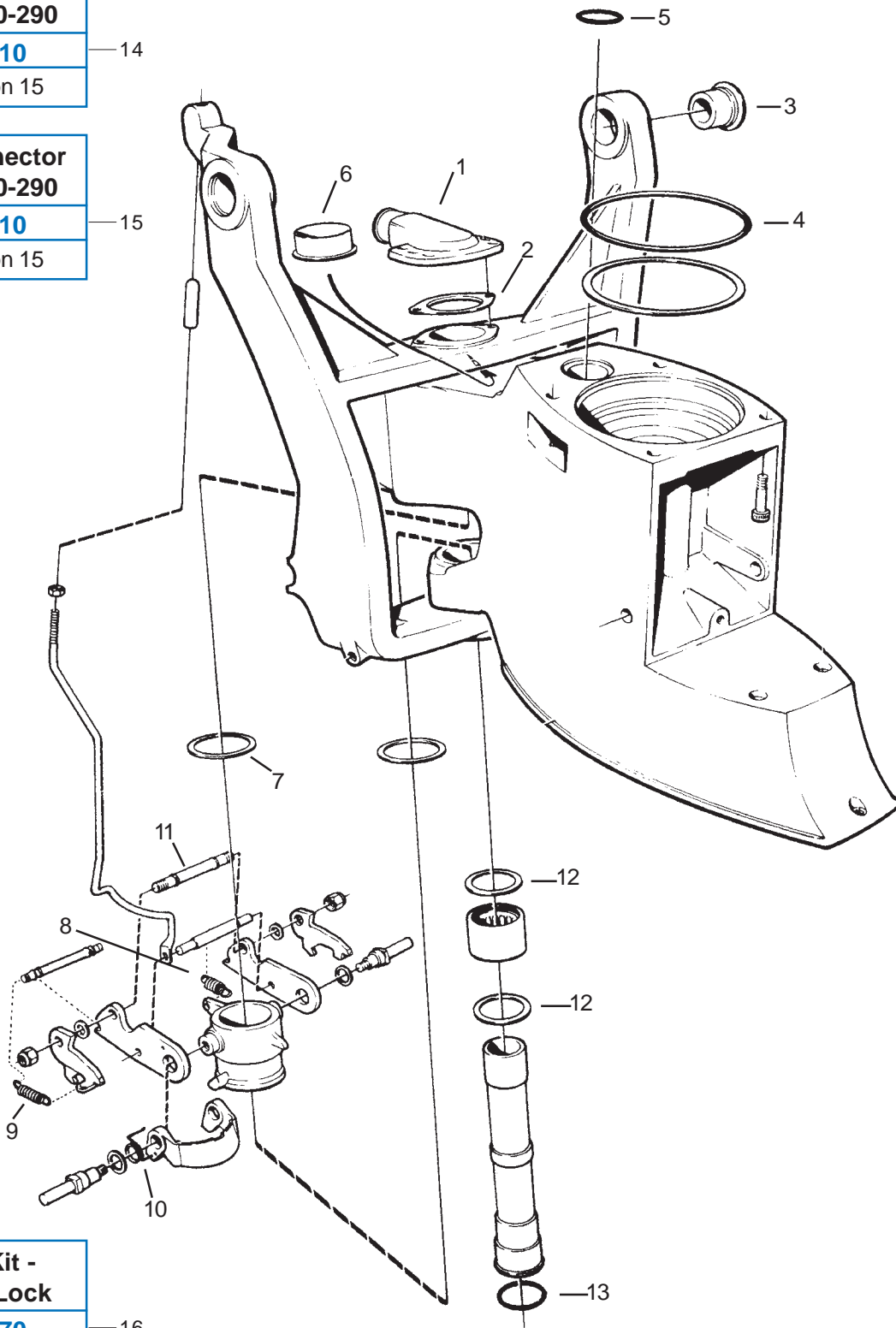
No. 87710

See Section 15

**Hose Connector
Kit - AQ200-290**

No. 23010

See Section 15



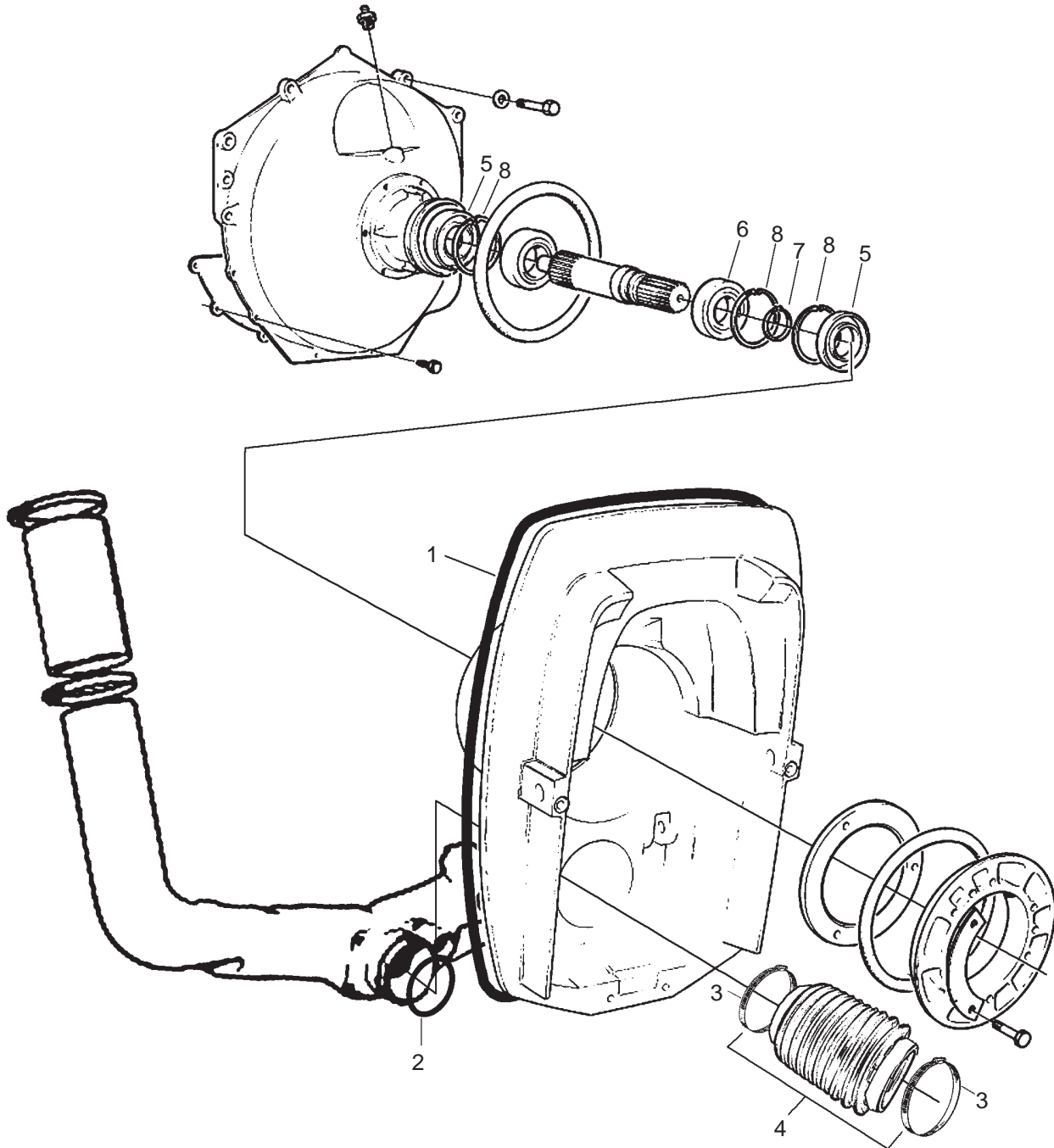
**Spring Kit -
Reverse Lock**

No. 23170

See Section 15

Volvo Penta - AQ

TRANSOM ASSEMBLY



Volvo Penta - AQ

LOWER GEAR HOUSING SEAL KITS

No. 87780

OEM: 876268



Single Prop
AQ 200-AQ 290, AQSP

No. 87770


OEM: 876267



Dual Prop
AQ 280DP, 290DP, AQDP

No. 87830

OEM: N/A



Prop Shaft Only - Single Prop
AQ 200-AQ 290, AQSP

No. 87840

OEM: N/A



Prop Shaft Only - Dual Prop
AQ 280DP, 290DP, AQDP

UPPER GEAR HOUSING SEAL KITS

No. 87760

OEM: 876266



AQ 200-290, AQSP, AQDP

No. 87820

OEM: N/A



AQ 280-290, AQSP, AQDP

COMPLETE UPPER & LOWER GEAR HOUSING SEAL KITS

No. 87700

OEM: 875192

Includes:
87760
87780



Single Prop

No. 87790

OEM: 875741

Includes:
87760
87770



Dual Prop

Volvo Penta - AQ

INTERMEDIATE HOUSING

No. 87710

STEER STEM REPAIR KIT
OEM: N/A

Kit contains:

GLM	OEM	Item
45010	125017	O-Ring
87070	181620	Seal
23020	814356	Gasket
23130	814388	Plastic Bushing
23180	814390	Plastic Washer
23090	826341	Plastic Bushing
23010	832846	Hose Connector
45090	925256	O-Ring
45110	941820	O-Ring



Fits 200 thru 290

No. 23130

SWIVEL BUSHING
OEM: 814388



Electric Tilt
250, 270, 275, 280

No. 23180

PLASTIC WASHER
OEM: 814390



No. 23010

HOSE CONNECTOR
OEM: 832846, 851452



Comes with gasket

AQ 200-290

No. 23011

HOSE CONNECTOR
OEM: 854031



AQ 200-290

No. 23013

HOSE CONNECTOR - PLASTIC
OEM: 872752



DP, DPD, DPE, DPG, DPH, DPX

No. 23020

RUBBER GASKET
OEM: 814356



TILT BUSHINGS

No. 23090

TILT BUSHINGS
OEM: 826341, 876278



All with Electric Tilt

No. 23091

TILT BUSHINGS
OEM: 832820



Power Trim
AQ270T, 280T

No. 23092

TILT BUSHINGS
OEM: 853223



Power Trim
AQ 290, SP, DP

No. 23093

TILT BUSHINGS
OEM: 872096



Power Trim
DPE, DPX-S1, DPX,
DP-C1, DP-D1

No. 35010

OEM: 853936



Tilt Motor Gasket

No. 23080

SETTING PIN
OEM: 814301



AQ200, 250, 270, 270T,
275, 275A, 280, 280TA,
280PT, 280DP, 285A

No. 23174

SHAFT - REVERSE LOCK
OEM: 814419, 814499



AQ290, A, DP, SP-A,
SP-A1, SP-A2, DP-A,
DP-A1, DP-A2, DP-B1

No. 23170

SPRING KIT -
REVERSE LOCK
OEM: N/A



No. 23171

SPRING
OEM: 814332



No. 23172

SPRING
OEM: 832534



No. 23173

SPRING
OEM: 814396



Volvo Penta - AQ

<p>No. 23100 AQ DRIVE COVER OEM: 832570</p> 	<p>No. 23230 AQ DRIVE COVER SCREW OEM: 941816</p> 	<p>No. 89020 EXHAUST BELLOW KIT OEM: 875380, 875848</p> <p>Without Flapper</p> 	<p>No. 89030 UNIVERSAL JOINT BELLOW KIT OEM: 875826</p> 																																																			
<p>No. 87720 U-JOINT SEAL KIT (WITH U-JOINT) OEM: N/A</p> <p>Kit contains:</p> <table border="1"> <thead> <tr> <th>GLM</th> <th>OEM</th> <th>Item</th> </tr> </thead> <tbody> <tr> <td>45010</td> <td>125017</td> <td>O-Ring</td> </tr> <tr> <td>23030</td> <td>832675</td> <td>Seal Washer</td> </tr> <tr> <td>28030</td> <td>3850812</td> <td>U-Joint (2)</td> </tr> <tr> <td>87030</td> <td>853670</td> <td>Seal</td> </tr> <tr> <td>45090</td> <td>925256</td> <td>O-Ring (2)</td> </tr> <tr> <td>45100</td> <td>925259</td> <td>O-Ring</td> </tr> <tr> <td>45120</td> <td>955974</td> <td>O-Ring</td> </tr> <tr> <td>45160</td> <td>956000</td> <td>O-Ring</td> </tr> </tbody> </table>  <p>AQ 270-290, AQ SP, AQ DP</p>		GLM	OEM	Item	45010	125017	O-Ring	23030	832675	Seal Washer	28030	3850812	U-Joint (2)	87030	853670	Seal	45090	925256	O-Ring (2)	45100	925259	O-Ring	45120	955974	O-Ring	45160	956000	O-Ring	<p>No. 87730 U-JOINT SEAL KIT (WITHOUT U-JOINT) OEM: N/A</p> <p>Kit contains:</p> <table border="1"> <thead> <tr> <th>GLM</th> <th>OEM</th> <th>Item</th> </tr> </thead> <tbody> <tr> <td>45010</td> <td>125017</td> <td>O-Ring</td> </tr> <tr> <td>23030</td> <td>832675</td> <td>Seal Washer</td> </tr> <tr> <td>87030</td> <td>853670</td> <td>Seal</td> </tr> <tr> <td>45090</td> <td>925256</td> <td>O-Ring</td> </tr> <tr> <td>45100</td> <td>925259</td> <td>O-Ring</td> </tr> <tr> <td>45120</td> <td>955974</td> <td>O-Ring</td> </tr> <tr> <td>45160</td> <td>956000</td> <td>O-Ring</td> </tr> </tbody> </table>  <p>AQ 270-290, AQ SP, AQ DP</p>		GLM	OEM	Item	45010	125017	O-Ring	23030	832675	Seal Washer	87030	853670	Seal	45090	925256	O-Ring	45100	925259	O-Ring	45120	955974	O-Ring	45160	956000	O-Ring
GLM	OEM	Item																																																				
45010	125017	O-Ring																																																				
23030	832675	Seal Washer																																																				
28030	3850812	U-Joint (2)																																																				
87030	853670	Seal																																																				
45090	925256	O-Ring (2)																																																				
45100	925259	O-Ring																																																				
45120	955974	O-Ring																																																				
45160	956000	O-Ring																																																				
GLM	OEM	Item																																																				
45010	125017	O-Ring																																																				
23030	832675	Seal Washer																																																				
87030	853670	Seal																																																				
45090	925256	O-Ring																																																				
45100	925259	O-Ring																																																				
45120	955974	O-Ring																																																				
45160	956000	O-Ring																																																				
<p>No. 28030 U-JOINT OEM: 3850812</p> 	<p>No. 28040 U-JOINT OEM: 3860232</p> <p>External Lock-ring Style</p> 	<p>No. 23030 SEAL WASHER OEM: 832675</p>  <p>AQ 270-290, AQ SP, AQ DP</p>	<p>No. 87020 SEAL OEM: 958860-9</p>  <p>For Flywheel Housing</p>	<p>No. 87030 SEAL OEM: 853670</p>  <p>For Flywheel Housing</p>																																																		
<p>TOP COVER GASKETS</p>		<p>TRANSOM MOUNT SEAL</p>																																																				
<p>No. 87010 OEM: 832669</p> 	<p>No. 87011 OEM: 814168</p> 	<p>No. 86713 TRANSOM MOUNT SEAL OEM: 852868</p>  <p>AQ 290, A, DP, SP-A, SP-A1, SP-A2, SP-C, SP-C1, DP-A1, DP-A2, DP-B, DP-B1, DP-C, DP-C1, DP-D, DP-D1, DPX</p>																																																				

Section 16

Volvo Penta

Aluminum Anodes, Prop Hardware, Size Charts & Quick Reference

<i>Aluminum Anode Kits</i>	<i>152</i>
<i>Aluminum Anodes.....</i>	<i>153</i>
<i>Prop Service Kits & Thrust Rings - Volvo Penta AQ</i>	<i>154</i>
<i>Oil Seal Shaft & Bore Size Chart</i>	<i>155</i>
<i>Oil Seal Applications</i>	<i>156</i>
<i>O-ring Size Chart</i>	<i>157</i>
<i>Quick Reference - Engine Side</i>	<i>158-165</i>
<i>Quick Reference - Drive Side</i>	<i>166-168</i>

Volvo Penta

ALUMINUM ANODE KITS

No. 12894

ALUMINUM ANODE KIT
OEM: N/A



AQ200

No. 12895


ALUMINUM ANODE KIT
OEM: N/A



AQ250, 270, 270T, 275

No. 12896


ALUMINUM ANODE KIT
OEM: N/A



AQ280, 280T, 280PT

No. 12897

ALUMINUM ANODE KIT
OEM: N/A



AQ290, 290A

No. 12898

ALUMINUM ANODE KIT
OEM: N/A



AQ280DP

No. 12899

ALUMINUM ANODE KIT
OEM: N/A



AQ290DP

No. 12933

ALUMINUM ANODE KIT
OEM: N/A



DPH-A/B

No. 12948

ALUMINUM ANODE KIT
OEM: N/A



DPR-A/B

No. 12921

ALUMINUM ANODE KIT
OEM: N/A



SX-S, C, R, M, DP-S, SM

No. 12938

ALUMINUM ANODE KIT
OEM: N/A



SXA-DPSA

Volvo Penta

ALUMINUM ANODES

<p>No. 12783 ALUMINUM ANODE OEM: 875810</p>  <p>AQ100, 100B, 100S</p>	<p>No. 12786 ALUMINUM ANODE OEM: 875812</p>  <p>AQ110S</p>	<p>No. 12781 ALUMINUM ANODE OEM: 876286</p>  <p>AQ120S, 120SB</p>	<p>No. 12785 ALUMINUM ANODE OEM: 875809</p>  <p>AQ200</p>
<p>No. 12784 ALUMINUM ANODE OEM: 875805</p>  <p>AQ250, 270, 270T, 275</p>	<p>No. 12788 ALUMINUM ANODE OEM: 875821</p>  <p>AQ280DP, 290DP</p>	<p>No. 12787 ALUMINUM ANODE OEM: 875815</p>  <p>AQ280, 280T, 280PT, 290, 290A</p>	<p>No. 12780 ALUMINUM ANODE OEM: 832598</p>  <p>AQ200, 250, 270, 275, 280, 280DP</p>
<p>No. 12782 ALUMINUM ANODE OEM: 852835</p>  <p>AQ290, 290DP</p>	<p>No. 12778 ALUMINUM ANODE OEM: 872793</p>  <p>290, 290DP, DP-X</p>	<p>No. 12777 ALUMINUM ANODE OEM: 3855411</p>  <p>Cobra SX, DP-S/SI</p>	<p>No. 12699 ALUMINUM ANODE OEM: 3854130</p>  <p>Cobra SX</p>
<p>No. 12681 ALUMINUM ANODE OEM: 3852970</p>  <p>Cobra SX</p>	<p>No. 12973 ALUMINUM ANODE OEM: 3588748</p>  <p>DPH-A/B</p>	<p>No. 12972 ALUMINUM ANODE OEM: 3588770</p>  <p>DPH-A/B, DPR-A/B</p>	<p>No. 12974 ALUMINUM ANODE OEM: 3589876</p>  <p>DPR-A/B</p>
<p>No. 12975 ALUMINUM ANODE OEM: 3888816</p>  <p>SXA-DPSA</p>	<p>No. 12976 ALUMINUM ANODE OEM: 3888813</p>  <p>SXA-DPSA</p>	<p>No. 12789 ALUMINUM ANODE OEM: 838929</p>  <p>Diesel Engine, MD19, 21, 27, 29, 32, AQ30, 31, 40, 41</p>	



Volvo Penta

PROP SERVICE KITS & THRUST RINGS - VOLVO PENTA AQ

Prop Service Kits - Quick Reference Guide

Kit No.	No. 23120	No. 23121	No. 23122	No. 23123	No. 23124
Part No.	PROPSERVICEKIT	PROPSERVICEKIT	PROPSERVICEKIT	PROPSERVICEKIT	PROPSERVICEKIT
No. 23070 PLASTIC WASHER	✓			✓	✓
No. 23060 TAB WASHER	✓	✓	✓		
No. 23050 SPACER WASHER	✓	✓	✓	✓	
No. 23040 PROPCONE	✓	✓	✓	✓	✓
No. 23240 SCREW	✓		✓	✓	✓

Prop Service Kits

No. 23120 PROPSERVICEKIT OEM: N/A 	No. 23123 PROPSERVICEKIT OEM: N/A 	
No. 23121 PROPSERVICEKIT OEM: N/A 	No. 23122 PROPSERVICEKIT OEM: N/A 	No. 23124 PROPSERVICEKIT OEM: N/A 

Prop Service Kit Components

No. 23070 PLASTIC WASHER OEM: 850888 	No. 23060 PROLOCK TAB WASHER OEM: 897367 	No. 23050 SPACER WASHER OEM: 854047 	No. 23040 PROPCONE OEM: 854045 with No. 23240 Screw 	No. 23240 SCREW OEM: 850889 
--	---	---	---	---

Thrust Rings

No. 23150 THRUST RING OEM: 839423  280-290 SP	No. 23151 THRUST RING OEM: 872082  SP Fishing Line Cutter	No. 23160 THRUST RING OEM: 839534  250, 270, 275	No. 23152 THRUST RING OEM: 3858457  DP	No. 23153 THRUST RING OEM: 3858458  DP
---	---	--	---	--

OMC

OIL SEALS							
GLM No.	OEM No.	Shaft Size	Bore Size	GLM No.	OEM No.	Shaft Size	Bore Size
Table By OEM Numbers							
86350	302564	0.7813	1.3750	86510	324639	0.4375	0.9375
86360	303345	0.5625	1.0000	86750	326716	0.7500	1.3750
86380	305987	1.0000	1.3750	86450	327031	0.4375	0.8750
86370	309989	1.3750	2.0000	86240	329922	0.8750	1.3750
85110	310599	1.0000	1.5000	86250	329923	0.8750	1.3750
86040	310649	2.5000	3.0000	86030	330137	1.1250	1.6250
86390	313282	0.5540	1.0625	86270	330327	0.6250	1.1250
86740	313283	0.8125	1.3125	86790	331103	1.1250	1.6250
86410	313284	0.6250	1.1250	86460	332205	0.7500	1.1250
86050	313353	1.9375	2.4375	86520	332261	0.6250	1.3750
85010	313392	1.1875	1.8750	86470	332942	1.6250	2.0625
86400	314167	0.4219	0.9375	86440	339620	1.6250	2.1250
86120	318972	0.5000	0.8750	86011	341280	0.8750	1.3750
85130	320862	1.1875	1.6875	86012	314281	1.2500	1.6875
85120	321453	0.8750	1.2500	86590	908855	0.6250	1.0000
86150	321459	0.6250	1.1250	86070	911019	1.0000	2.5000
86160	321466	0.7500	1.1250	86530	911685	2.0000	2.5000
86060	321467	1.0000	1.3750	86010	981195	1.5000	2.1250
86170	321480	0.5000	1.2500	86080	981196	1.7500	2.5000
86180	321481	0.6875	1.2500	86090	981268	1.6250	2.5000
86420	321786	0.6250	1.1250	87100	3852272	45MM	75MM
86190	321787	0.6250	1.1250	86610	3853655	0.5000	0.9062
86430	321788	0.5000	1.0000	87110	3853858	25MM	35MM
86760	321831	0.7500	1.2500	86260	3858303	1.2500	1.7500
86770	321895	1.6250	1.9219				
86200	321928	0.6250	1.3750				
Table By Shaft Size							
86400	314167	0.4219	0.9375	86250	329923	0.8750	1.3750
86450	327031	0.4375	0.8750	87110	3853858	25mm	35mm
86510	324639	0.4375	0.9375	85110	310599	1.0000	1.5000
86120	318972	0.5000	0.8750	86060	321467	1.0000	1.3750
86170	321480	0.5000	1.2500	86070	911019	1.0000	2.5000
86430	321788	0.5000	1.0000	86380	305987	1.0000	1.3750
86610	3853655	0.5000	0.9062	86030	330137	1.1250	1.6250
86390	313282	0.5540	1.0625	86790	331103	1.1250	1.6250
86360	303345	0.5625	1.0000	85010	313392	1.1875	1.8750
86410	313284	0.6250	1.1250	85130	320862	1.1875	1.6875
86150	321459	0.6250	1.1250	86012	314281	1.2500	1.6875
86190	321787	0.6250	1.1250	86260	3858303	1.2500	1.7500
86200	321928	0.6250	1.3750	86370	309989	1.3750	2.0000
86270	330327	0.6250	1.1250	86010	981195	1.5000	2.1250
86420	321786	0.6250	1.1250	86090	981268	1.6250	2.5000
86520	332261	0.6250	1.3750	86440	339620	1.6250	2.1250
86590	908855	0.6250	1.0000	86470	332942	1.6250	2.0625
86180	321481	0.6875	1.2500	86770	321895	1.6250	1.9219
86160	321466	0.7500	1.1250	86080	981196	1.7500	2.5000
86460	332205	0.7500	1.1250	87100	3852272	45mm	75mm
86750	326716	0.7500	1.3750	86050	313353	1.9375	2.4375
86760	321831	0.7500	1.2500	86530	911685	2.0000	2.5000
86350	302564	0.7813	1.3750	86040	310649	2.5000	3.0000
86740	313283	0.8125	1.3125				
85120	321453	0.8750	1.2500				
86011	341280	0.8750	1.3750				
86240	329922	0.8750	1.3750				

OMC

OIL SEAL APPLICATIONS

Model	Years	GLM No.	Application	Qty.	Model	Years	GLM No.	Application	Qty.
Cobra Transom Mount					Stringer Mount Lower Gearcase Cont...				
262 - 460	1988-1990	86560	Driveshaft	1	110/120 (B)	1964-1967	85110	Brg. Retainer	1
350 - 460	1988	-	Pivot Shaft	2	120-245	1968-1977	85110	Brg. Ret.-Lower	2
2.3L - 7.5L	1986-1988	-	Pivot Shaft	2	120-260	1978-1981	86060	Brg. Ret.-Lower	2
2.3L - 7.5L	1986-1990	-	Driveshaft	1	120/140	1978-1981	86030	Prop Shaft	2
Cobra Upper Gearcase					155 (C)	1967	86050	Brg. Ret.-Middle	2
262 - 460	1988-1989	86530	Brg. Carrier	1	155 (C)	1967	86040	Brg. Ret.-Upper	1
262 - 460	1988-1990	86610	Pump Shaft	1	185-260	1978-1981	85130	Prop Shaft	2
2.3L - 7.5L	1986-1990	86610	Pump Shaft	1	210-260 (D)	1972-1975	86070	Impeller Hsg.	1
2.3L-7.5L (A)	1986-1990	86530	Brg. Carrier	1	230/260 (D)	1976	86060	Impeller Hsg.	1
(A) 5,7L 1990 574 AMPWS, ARPWS					305/350/454 (D)	1977-1978	86060	Impeller Hsg.	1
Cobra Lower Gearcase					2.5L/3.0L	1982-1986	86030	Prop Shaft	2
262 - 460	1988-1989	85130	Prop Shaft	2	2.5L-5.7L	1981-1986	86040	Brg. Ret.-Upper	1
2.3L	1990	86030	Prop Shaft	2	2.5L-5.7L	1981-1986	86050	Brg. Ret.-Middle	2
2.3L - 3.0L	1986-1989	86030	Prop Shaft	2	2.5L-5.7L	1981-1986	86060	Brg. Ret.-Lower	2
3.0L	1990	85130	Prop Shaft	2	3.8L-5.7L	1981-1986	85130	Prop Shaft	2
4.3L - 7.5L	1986-1990	85130	Prop Shaft	2	(A) 110,120 HP (1964-67) Heavy Duty Drive (B) Standard Drive				
Stringer Mount Upper Gearcase					Stringer Mount Intermediate Housing				
80 - 245	1968-1972	86090	Ball Gear	1	80-235	1964-1971	86370	Ball Gear-Outer	1
80 - 260	1969-1981	86090	Impeller Hsg	2	80-245	1964-1972	86030	Ball Gear-Inner	1
88 - 200	1964-1966	86370	Ball Gear	1	80-260 (B)	1964-1980	86070	Clutch	1
90 (C)	1967	86370	Ball Gear	1	100-245	1972	86370	Ball Gear-Outer	2
90 (D)	1967	86090	Ball Gear	1	100-260	1973-1979	85010	Ball Gear-Inner	1
100 - 245	1972-1973	86090	Ball Gear	1	100-260	1973-1981	86010	Ball Gear-Outer	2
100 - 260	1973-1981	86080	Ball Gear	2	120-260	1980-1981	85010	Ball Gear-Inner	2
120 (A)	1967	86090	Ball Gear	1	120-260 (A)	1980-1981	86060	Clutch	2
120 (B)	1967	86370	Ball Gear	1	2.5L-5.7L	1981-1986	86060	Clutch	2
120 (A)	1967	86090	Impeller Hsg	2	2.5L-5.7L	1981-1986	85010	Ball Gear-Inner	2
120 - 210	1968	86090	Impeller Hsg	2	(A) 120, 140 1980C Models 185-260 1980 K & U Models.				
155	1967	86090	Impeller Hsg	2	(B) C Models IN 1980.				
155 (E)	1967	86370	Ball Gear	1	Notes:				
155	1967	86090	Ball Gear	1					
185	1967	86370	Ball Gear	1					
200 (F)	1967	86370	Ball Gear	1					
200 (G)	1967	86090	Impeller Hsg	2					
200 (G)	1967	86090	Ball Gear	1					
2.5L - 5.7L	1981-1986	86080	Ball Gear	2					
2.5L - 5.7L	1981-1986	86090	Impeller Hsg	2					
(A) CU,CUE 16C Models (E) HU,HUE 15S Models									
(B) CU 15S Models (F) TU,TUE 15S Models									
(C) DU, DUE 14D Models (G) TU,TUE 16C Models									
(D) DU,DUE 15S Models									
Stringer Mount Lower Gearcase									
80 / 90	1968-1971	86070	Brg. Ret.-Lower	2					
80 / 90	1968-1971	86070	Prop shaft	2					
88 / 90	1964-1968	85110	Brg. Retainer	1					
80-260	1968-1981	86040	Brg Ret.-Upper	1					
80-260	1968-1981	86050	Brg. Ret.-Middle	2					
110-200 (A)	1964-1967	85110	Brg. Retainer	2					
11 0-245 (A)	1964-1977	85110	Prop Shaft	2					



OMC
















































O-RINGS

GLM	OEM	I.D.	O.D.	W.	GLM	OEM	I.D.	O.D.	W.	GLM	OEM	I.D.	O.D.	W.
Table By OEM Numbers														
80120	202893	3/8	1/2	1/16	81230	309731	1-3/16	1-3/8	3/32	81100	329381	3/8	9/16	3/32
81070	310824	7/32	13/32	3/32	82250	310327	1-7/8	2-1/8	1/8	80100	332583	1/4	3/8	1/16
45230	301877	31/128	73/128	21/128	82390	310414	3-5/8	3-7/8	1/8	80100	332584	1/4	3/8	1/16
81170	301967	13/16	1	3/32	82100	310584	3/4	1	1/8	81080	333572	1/4	7/16	3/32
82260	302337	2	2-1/4	1/8	81160	310585	3/4	15/16	3/32	81450	338518	2-9/16	2-3/4	3/32
82170	302493	1-3/16	1-7/16	1/8	81160	310967	3/4	15/16	3/32	81300	338522	1-5/8	1-13/16	3/32
81260	302537	1-3/8	1-9/16	3/32	80180	311338	3/4	7/8	1/16	81120	339543	1/2	11/16	3/32
82140	302540	1	1-1/4	1/8	82480	313175	4-3/4	5	1/8	82360	553126	3-1/4	3-1/2	1/8
82240	302588	1-3/4	2	1/8	81310	313340	1-11/16	1-7/8	3/32	81220	554545	1-1/8	1-5/16	3/32
81100	303067	3/8	9/16	3/32	82370	313446	3-3/8	3-5/8	1/8	81550	908194	4	4-3/16	3/32
80110	303191	5/16	7/16	1/16	81340	313754	1-7/8	2-1/16	3/32	81440	908383	2-1/2	2-11/16	3/32
81110	303347	7/16	5/8	3/32	80220	314491	1	1-1/8	1/16	81140	909047	5/8	13/16	3/32
82150	303360	1-1/16	1-5/16	1/8	81380	314728	2-1/8	2-5/16	3/32	41120	909048	1/2	11/16	3/32
80140	304174	1/2	5/8	1/16	80100	317178	1/4	3/8	1/16	42140	909139	1	1-1/4	1/8
82400	305123	3-3/4	4	1/8	45200	318372	8mm	16mm	4mm	80230	909140	1-1/16	1-3/16	1/16
82080	305146	5/8	7/8	1/8	83250	318717	1-1/2	1-7/8	3/16	81280	909316	1-1/2	1-11/16	3/32
82030	305242	5/16	9/16	1/8	83200	319085	1-1/8	1-1/12	3/16	81090	909747	5/16	1/2	3/32
82230	305270	1-5/8	1-7/8	1/8	81330	319662	1-13/16	2	3/32	82520	910238	5-1/4	5-1/2	1/8
80100	305739	1/4	3/8	1/16	82130	320140	15/16	1-3/16	1/8	82250	910582	1-7/8	2-1/8	1/8
82310	307082	2-5/8	2-7/8	1/8	82320	320303	2-3/4	3	1/8	80100	911311	1/4	3/8	1/16
80130	307450	7/16	9/16	1/16	80080	321117	3/16	5/16	1/16	82380	911686	3-1/2	3-3/4	1/8
80090	307853	7/32	11/32	1/16	81250	322501	1-5/16	1-1/2	3/32	82430	911700	4-1/8	4-3/8	1/8
82350	308621	3-1/8	3-3/8	1/8	80090	322598	7/32	11/32	1/16	81210	911718	1-1/16	1-1/4	3/32
81290	308458	1-9/16	1-3/4	3/32	81140	322649	5/8	13/16	3/32	81230	911871	1-3/16	1-3/8	3/32
81190	308624	15/16	1-1/8	3/32	82460	326741	4-1/2	4-3/4	1/8	45080	925093	70mm	76mm	3mm
81270	308626	1-7/16	1-5/8	3/32	82440	326849	4-1/4	4-1/2	1/8	81180	3852565	7/8	1-1/6	3/32
82280	308627	2-1/4	2-1/2	1/8	45230	326956	31/128	73/128	21/128					
81400	308876	2-1/4	2-7/16	3/32	81140	329380	5/8	13/16	3/32					



















































Table By Nominal Size

80080	321117	3/16	5/16	1/16	81170	301967	13/16	1	3/32	82170	302493	1-3/16	1-7/16	1/8
80090	307853	7/32	11/32	1/16	81180	3852565	7/8	1-1/16	3/32	82230	305270	1-5/8	1-7/8	1/8
80090	322598	7/32	11/32	1/16	81190	308624	15/16	1-1/8	3/32	82240	302588	1-3/4	2	1/8
80100	305739	1/4	3/8	1/16	81210	911718	1-1/16	1-1/4	3/32	82250	310327	1-7/8	2-1/8	1/8
80100	317178	1/4	3/8	1/16	81220	554545	1-1/8	1-5/16	3/32	82250	910582	1-7/8	2-1/8	1/8
80100	332583	1/4	3/8	1/16	81230	309731	1-3/16	1-3/8	3/32	82260	302337	2	2-1/4	1/8
80100	332584	1/4	3/8	1/16	81230	911871	1-3/16	1-3/8	3/32	82280	308627	2-1/4	2-1/2	1/8
80100	911311	1/4	3/8	1/16	81250	322501	1-5/16	1-1/2	3/32	83210	307082	2-5/8	2-7/8	1/8
80110	303191	5/16	7/16	1/16	81260	302537	1-3/8	1-9/16	3/32	82320	320303	2-3/4	3	1/8
80120	202893	3/8	1/2	1/16	81270	308626	1-7/16	1-5/8	3/32	82350	308621	3-1/8	3-3/8	1/8
80130	307450	7/16	9/16	1/16	81280	909316	1-1/2	1-11/16	3/32	82360	553126	3-1/4	3-1/2	1/8
80140	304174	1/2	5/8	1/16	81290	308458	1-9/16	1-3/4	3/32	82370	313446	3-3/8	3-5/8	1/8
80180	311338	3/4	7/8	1/16	81300	338522	1-5/8	1-13/16	3/32	82380	911686	3-1/2	3-3/4	1/8
80220	314491	1	1-1/8	1/16	81310	313340	1-11/16	1-7/8	3/32	82390	310414	3-5/8	3-7/8	1/8
80230	909140	1-1/16	1-3/16	1/16	81330	319662	1-13/16	2	3/32	82400	305123	3-3/4	4	1/8
41120	909048	1/2	11/16	3/32	81340	313754	1-7/8	2-1/16	3/32	82430	911700	4-1/8	4-3/8	1/8
80170	301824	7/32	13/32	3/32	81380	314728	2-1/8	2-5/16	3/32	82440	326849	4-1/4	4-1/2	1/8
81080	333572	1/4	7/16	3/32	81400	308876	2-1/4	2-7/16	3/32	82460	326741	4-1/2	4-3/4	1/8
81090	909747	5/16	1/2	3/32	81440	908383	2-1/2	2-11/16	3/32	82480	313175	4-3/4	5	1/8
81100	303067	3/8	9/16	3/32	81450	338518	2-9/16	2-3/4	3/32	82520	910238	5-1/4	5-1/2	1/8
81100	329381	3/8	9/16	3/32	81550	908194	4	4-3/16	3/32	45230	301877	31/128	73/128	21/128
81110	303347	7/16	5/8	3/32	42140	909139	1	1-1/4	1/8	45230	326956	31/128	73/128	21/128
81120	339543	1/2	11/16	3/32	82030	305242	5/16	9/16	1/8	83200	319085	1-1/8	1-1/2	3/16
81140	326649	5/8	13/16	3/32	82080	305146	5/8	7/8	1/8	83250	318717	1-1/2	1-7/8	3/16
81140	329380	5/8	13/16	3/32	82100	310584	3/4	1	1/8	45080	925093	70mm	76mm	3mm
81140	909047	5/8	13/16	3/32	82130	320140	15/16	1-3/16	1/8	45200	318372	8mm	16mm	4mm
81160	310585	3/4	15/16	3/32	82140	302540	1	1-1/4	1/8					
81160	310967	3/4	15/16	3/32	82150	303360	1-1/16	1-5/16	1/8					














































Volvo Penta

VOLVO PENTA - QUICK REFERENCE / ENGINE SIDE						
Models	Impeller Kit	Thermostat Kit	Complete Tune-Up Kit	Recirculating Water Pump	Exhaust Elbow	Exhaust Manifold
3.0GL MMDA 3.0GS PMDA	 89540	 13440	 71830	-	 51340	 51450
3.0GS MHUB / MNCA 3.0GS PHUB / PNCA	 89540	 13440	 71830	-	 51340	 51450
3.0GS MLKD / MBYMCE 3.0GS PLKD / PBYMCE	 89540	 13441	 71830	-	 51340	 51450
3.0GS MWTR / MWTS 3.0GS PWTR / PWTS	 89540	 13441	 71830	-	 51340	 51450
3.0GS MEFS / PFES	 89540	 13441	 71830	-	 51340	 51450
3.0GSM-A / B / C 3.0GSP-A / B / C	 89540	 13441	 71830	-	 51340	 51450
3.0GLM-A / B / C 3.0GLP-A / B / C	 89540	 13441	 71830	-	 51340	 51450
3.0GLP-D / E 3.0GLP-J / N	 89310	 13441	 71830	-	 51340	 51450
3.0GXi-J 3.0GXiC-J	 89310	 13080	-	-	-	-
430A 431A	 89310	 13381	 71750	-	 51520	 51640



















































Volvo Penta

VOLVO PENTA - QUICK REFERENCE / ENGINE SIDE						
Models	Impeller Kit	Thermostat Kit	Complete Tune-Up Kit	Recirculating Water Pump	Exhaust Elbow	Exhaust Manifold
430B 431B	 89540	 13381	 71750	-	 51520	 51640
432A 434A	 89540	 13381	 71820	-	 51520	 51640
4.3GLM MDA 4.3GLP MDA 4.3GSP MDA	 89540	 13431	 71820	-	 51330	 51480
4.3GLP HUB 4.3GSP HUB 4.3GSP HUS	 89540	 13431	 71820	-	 51330	 51480
4.3GL PNCA / PNCM 4.3GL PNCS / PNCSB 4.3GS PNCA / PNCM 4.3GS PNCS / PNCSB 4.3Gi PNCA / PNCM 4.3Gi PNCS / PNCSB	 89540	 13431	 71820	-	 51330	 51480
4.3GL PLK / PBY 4.3GS PLK / PBY 4.3Gi PLK / PBY	 89540	 13431	 71820	-	 51330	 51480
4.3GL PWT / PEF 4.3GLP-A 4.3GS PWT 4.3Gi PWT / PEF	 89540	 13431	 71820	-	 51330	 51480
4.3GLP-B / C / D 4.3GL-E	 89540	 13025	 71820	-	 51330	 51480
4.3GL-EF	 89540	 13045	 71820	-	 51330	 51480
4.3GL-G 4.3GL-GF	 89310	 13025	 71820	-	 51330	 51480



















































Volvo Penta

VOLVO PENTA - QUICK REFERENCE / ENGINE SIDE						
Models	Impeller Kit	Thermostat Kit	Complete Tune-Up Kit	Recirculating Water Pump	Exhaust Elbow	Exhaust Manifold
4.3GL-J	 89310	 13025	 71820	-	 51336	-
4.3GL-JF 4.3GL-J1)	 89310	 13045	 71820	-	 51336	-
4.3GX1-A	 89540	 13431	 71820	-	 51330	 51480
4.3GX1-B 4.30Si-B	 89540	 13431	 71890	-	 51330	 51480
4.3GX1-BF / CF 4.3GX1-DF / EF 4.30Si-BF / CF 4.30Si-DF / EF	 89540	 13045	 71890	-	 51330	 51480
4.3GX1-C / D / E 4.30Si-C / D / E	 89540	 13025	 71890	-	 51330	 51480
4.3GX1-F / G 4.30Si-F / G	 89310	 13025	 71890	-	 51330	 51480
4.3GX1-FF / GF 4.30Si-FF / GF	 89310	 13045	 71890	-	 51330	 51480
4.3GX1-J 4.30Si-J 4.3GX1E-M	 89310	 13025	 71890	-	 51336	-
4.3GX1-JF 4.3GX1-J1) 4.30Si-JF 4.3GX1E-M1)	 89310	 13045	 71890	-	 51336	-

















































Volvo Penta

VOLVO PENTA - QUICK REFERENCE / ENGINE SIDE						
Models	Impeller Kit	Thermostat Kit	Complete Tune-Up Kit	Recirculating Water Pump	Exhaust Elbow	Exhaust Manifold
500B 501B 570A 572A	 89540	 13381	 71730	-	 51510	 51630
5.0GL-A 5.0GL PEF 5.0GL PWT 5.0GL PBY	 89540	 13431	 71730	-	 51330	 51430
5.7GL-A 5.7GL PMDA 5.7GL PNCS 5.7GL PLK	 89540	 13431	 71730	-	 51330	 51430
5.7GS PLK 5.7GS PBY 5.7GS PWT 5.7GS PEF	 89540	 13431	 71730	-	 51330	 51430
5.0GL-B 5.7GL-B	 89540	 13431	 71880	-	 51330	 51430
5.0GL-C / D / E 5.7GL-C / D / E	 89540	 13025	 71880	-	 51330	 51430
5.0GL-F 5.0GL-G	 89310	 13025	 71880	-	 51330	 51430
5.0GL-FF 5.0GL-GF	 89310	 13045	 71880	-	 51330	 51430
5.0GL-J	 89310	 13025	 71880	-	 51338	 51430
5.0GL-JF 5.0GL-J1)	 89310	 13045	 71880	-	 51338	 51430




















































Volvo Penta

VOLVO PENTA - QUICK REFERENCE / ENGINE SIDE						
Models	Impeller Kit	Thermostat Kit	Complete Tune-Up Kit	Recirculating Water Pump	Exhaust Elbow	Exhaust Manifold
5.0Gi 5.0Gi PBY 5.0GXi-A 5.7Gi-A 5.7Gi PLK 5.7GLi PLK	 89540	 13431	 71880	-	 51330	 51430
5.7Gi PHUS 5.7Gi PMDA 5.7Gi PNCA 5.7Gi PNCB 5.7Gi PNCM 5.7Gi PNCS	 89540	 13431	 71880	-	 51330	 51430
5.7GSi PLK 5.7GSi PBY 5.7GSi PWTR 5.7GSi PEFS 5.7GXi-A / B	 89540	 13431	 71880	-	 51330	 51430
5.0GXi-B 5.0OSi-B 5.7Gi-B 5.7OSi-A 5.7GXi-C 5.7OSXi-A	 89540	 13431	 71890	-	 51330	 51430
5.0GXi-BF 5.0OSi-BF 5.7Gi-BF 5.7OSi-AF 5.7GXi-CF 5.7OSXi-AF	 89540	 13045	 71890	-	 51330	 51430
5.0GXi-C / D 5.0OSi-C / D 5.7Gi-C / D 5.7OSi-B / C 5.7GXi-D / E 5.7OSXi-B / C	 89540	 13025	 71890	-	 51330	 51430
5.0GXi-CF / DF 5.0OSi-CF / DF 5.7Gi-CF / DF 5.7OSi-BF / CF 5.7GXi-DF / EF 5.7OSXi-BF / CF	 89540	 13045	 71890	-	 51330	 51430
5.0GXi-E 5.0OSi-E 5.7Gi-E 5.7OSi-D 5.7GXi-F 5.7OSXi-D	 89540	 13025	 71890	-	 51330	 51430
5.0GXi-EF 5.0OSi-EF 5.7Gi-EF 5.7OSi-DF 5.7GXi-FF 5.7OSXi-DF	 89540	 13045	 71890	-	 51330	 51430
5.0GXi-F / G 5.0OSi -F / G 5.7Gi-F / G 5.7OSi-E / G 5.7GXi-G / H 5.7OSXi -E / G	 89310	 13025	 71890	-	 51330	 51430


































Volvo Penta

VOLVO PENTA - QUICK REFERENCE / ENGINE SIDE						
Models	Impeller Kit	Thermostat Kit	Complete Tune-Up Kit	Recirculating Water Pump	Exhaust Elbow	Exhaust Manifold
5.0GXi-FF / GF 5.0OSi-FF / GF 5.7Gi-FF / GF 5.7OSi-EF / GF 5.7OSXi-EF / GF 5.7GXi-GF / HF	 89310	 13045	 71890	-	 51330	 51430
5.0GXi-J / N 5.0OSi-J 5.7Gi-J / N 5.7OSi-J 5.7GXi-J / N 5.7OSXi-J	 89310	 13025	 71890	-	 51338	 51430
5.0GXi-JF / J ₁ / N ₁) 5.0OSi-JF 5.7Gi-JF / J ₁ / N ₁) 5.7OSi-JF 5.7GXi-JF / J ₁ / N ₁) 5.7OSXi-JF	 89310	 13045	 71890	-	 51338	 51430
5.0GXiE-J / K / M / N 5.0SiE-J 5.7GiE-J / K / M / N 5.7OSiE-J 5.7GXiE-J / K / M / N 5.7OSXiE-J	 89310	 13025	 71890	-	 51338	 51430
5.0GXiE-JF / KF / MF / N ₁) 5.0OSiE-JF 5.7GiE-JF / KF / MF / N ₁) 5.7OSiE-JF 5.7GXiE-JF / KF / MF / N ₁)	 89310	 13045	 71890	-	 51338	 51430
5.0FLPMDA 5.8FLPMDA	 89610	 13431	 71730	-	 51330	 51490
5.0FLPHU 5.0FLPNCA 5.0FLPNCM 5.0FLPNCS 5.0FLPNCB	 89540	 13431	 71730	-	 51330	 51490
5.8FLPHU 5.8FLPNCA 5.8FLPNCM 5.8FLPNCS 5.8FLPNCB	 89540	 13431	 71730	-	 51330	 51490
5.0FiPMDA 5.0FiPMDM 5.8FiPMDA 5.8FiPMDM	 89610	 13431	-	-	 51334 - stbd 51332 - port	 51490
5.0FiPHU 5.8FiPHU 5.8FSiPHU	 89540	 13431	-	-	 51334 - stbd 51332 - port	 51490

































































Volvo Penta

VOLVO PENTA - QUICK REFERENCE / ENGINE SIDE						
Models	Impeller Kit	Thermostat Kit	Complete Tune-Up Kit	Recirculating Water Pump	Exhaust Elbow	Exhaust Manifold
5.0FiPNCA 5.0FiPNCM 5.8FiPNCA 5.8FiPNCM 5.8FSiPNCA	 89540	 13431	-	-	 51334 - stbd 51332 - port	 51490
5.0FiPNCS 5.0FiPNCB 5.8FiPNCS 5.8FiPNCB 5.8FSiPNCD 5.8FSiPNCS	 89540	 13431	-	-	 51334 - stbd 51332 - port	 51490
740A 740B	-	 13381	 71730	 15301	-	-
7.4GLPMD 8.2GLPMD	 89610	 13028	 71730	 15301	 51330	 51500
7.4GL PHU 7.4GL PLK 7.4GL PNCA 7.4GL PNCB 7.4GL PNCM 7.4GL PNCS	 89540	 13028	 71730	 15301	 51330	 51500
7.4Gi-PHUB / PNCA 7.4Gi-PNBM 7.4GSi-PHUB / XNCM 7.4Gi-PNCS / PNCB 7.4Gi-PLKD / PLKE	 89540	 13028	 71880	 15301	 51330	 51500
7.4GSiXNCB 7.4GiPBY 8.2GSiXNCB DPX385 / DPX415 LK / BY	 89540	 13028	 71880	 15301	 51330	 51500
7.4Gi PWT 7.4Gi PEF	 89540	 13028	 71880	 15301	 51330	 51500
7.4GSi XWT / XEF 8.2GSi XWT / XEF DPX385 XWT / XEF DPX415 XWT / XEF	 89540	 13028	 71880	 15301	 51330	 51500
8.1Gi-A / B 8.1GSi-A 8.1GXi-A DPX375-A / B DPX420-A / B	 89540	 13065	-	-	 51330	 51500


































Volvo Penta

VOLVO PENTA - QUICK REFERENCE / ENGINE SIDE						
Models	Impeller Kit	Thermostat Kit	Complete Tune-Up Kit	Recirculating Water Pump	Exhaust Elbow	Exhaust Manifold
8.1Gi-BF / CF / DF 8.1Gi- EF / FF 8.1GXi-AF / BF / CF 8.1GXi-DF / EF	 89540	 13045	-	-	 51330	 51500
8.1OSi-AF / BF DPX375-BF / CF DPX420-BF / CF	 89540	 13045	-	-	 51330	 51500
8.1Gi-C / D / E / F 8.1GXi-B / C / D / E 8.1OSi-A / B	 89540	 13065	-	-	 51330	 51500
8.1Gi-G / H / J 8.1GXi-F / G / J 8.1OSi-C / D	 89310	 13065	-	-	 51330	 51500
8.1Gi-GF / HF 8.1GXi-FF / GF 8.1OSi-CF / DF	 89310	 13045	-	-	 51330	 51500
8.1Gi-E / J / K / M 8.1GXiE-J / K / M 8.10Si-J 8.10SiE-J	 89310	 13065	-	-	 51330	 51500
8.1Gi-JF / J ₁) 8.1GiE-JF / KF 8.1GiE-MF / M ₁) 8.1GXi-JF / J ₁)	 89310	 13065	-	-	 51330	 51500
8.1GXiE-JF / KF 8.1GXiE- MF / M ₁) 8.10Si-JF 8.10SiE - JF	 89310	 13065	-	-	 51330	 51500
DPX500 DPX525 DPX600	 89310	-	-	-	-	-

Volvo Penta

VOLVO PENTA - QUICK REFERENCE / DRIVE SIDE							
Models	U-Joint Bellow Kit	Exhaust Bellow Kit	Anode Kit	Setting Pin Kit	Tilt Bushings	Prop Service Kit	Gear Housing Seal Kit
200	 89030	 89020	 12785	 23080	 23090	 23121	 87760 87780
250	 89030	 89020	 12780/12785	 23080	 23090/23130	 23121	 87760 87780
270 270T	 89030	 89020	 12780/12784	 23080	 23090/23091 23130	 23122	 87760 87780
275 275A 285A	 89030	 89020	 12780/12784	 23080	 23090/23130	 23120	 87760 87780
280 280TA 280PT	 89030	 89020	 12896	 23080	 23090/23091 23130	 23120/23122	 87760 87780
280DP	 89030	 89020	 12898	 23080	 23090/23130	-	 87760 87770
290 290A	 89030	 89020	 12897	-	 23092	 23123	 87760 87780
SP-A SP-A1 SP-A2	 89030	 89020	 12897	-	 23092	 23123	 87760 87780
SP-C SP-C1 SP-E	 89030	 89020	 12897	-	 23093	 23124	 87760 87780
290DP	 89030	 89020	 12899	-	 23092	-	 87760 87770

Volvo Penta

VOLVO PENTA - QUICK REFERENCE / DRIVE SIDE							
Models	U-Joint Bellow Kit	Exhaust Bellow Kit	Anode Kit	Setting Pin Kit	Tilt Bushings	Prop Service Kit	Gear Housing Seal Kit
DP-A / A1 / A2 DP-B / B1	 89030	 89020	 12899	-	 23092	-	 87760  87770
DP-C / C1 DP-D / D1 DP-E	 89030	 89020	 12899	-	 23093	-	 87760  87770
DP-G	 89030	-	 12899	-	 23093	-	-
DPX-S DPX-S1 DPX-R	 89030	 89020	-	-	-	-	 87760 -
DPX-A	-	 89020	-	-	-	-	-
DPH-A / B	-	-	 12933	-	-	-	-
DPR-A/B	-	-	 12948	-	-	-	-
SX-S	 89200	 89190	 12921	-	-	-	 87740
SX-C SX-R SX-M	 89200	 89190	 12921	-	-	-	 87740/87750
DP-S	 89200	 89190	 12921	-	-	-	 87740

Volvo Penta

VOLVO PENTA - QUICK REFERENCE / DRIVE SIDE							
Models	U-Joint Bellow Kit	Exhaust Bellow Kit	Anode Kit	Setting Pin Kit	Tilt Bushings	Prop Service Kit	Gear Housing Seal Kit
DP-SM	 89200	 89190	 12921	-	-	-	 87740
SX-A	 89200	-	 12938	-	-	-	-
DPS-A / B DPS-A OXi DPS-B OXi	 89200	-	 12938	-	-	-	-
XDP	-	-	 12941	-	-	-	-

Limited Warranty of GLM Products, Inc.

1. This product of GLM Products, Inc. ("GLM") is warranted to be free from defects in material and workmanship for a period of two years from the date of purchase for aluminum elbow/manifold and all other GLM parts and accessories, three years from the date of purchase for cast iron elbow/manifold. Products used for commercial, rental, or income producing activity are warranted for a period of ninety (90) days. Only a person who has proof of purchase of the GLM product will receive warranty service.
2. GLM does not warrant or make any representations in respect to installation errors made by a servicing dealer, servicing mechanic, or the individual. This warranty applies to defects in material and workmanship only, it does not apply to the following: alteration, removal of parts, adjustments, tune-ups, normal wear, damages due to accident, improper installation or service, misuse, neglect, lack of maintenance, use of any accessory or part not manufactured or sold by GLM, operation with fuels, oils, or lubricants which are not suitable for use with the product, water entering engine cylinder through exhaust system or carburetor, participation in or preparing for racing or other competitive activity or operating with a racing type lower unit. GLM's liability under this warranty shall be terminated on any part damaged by flood, fire, storm, or other natural acts or where the model number and other identification has been altered, defaced or removed.
3. GLM will not be liable for any labor charges and incidental, consequential (such as loss of business), special or indirect damages resulting from the product or caused by the defect or reasonable delay in correcting the defect are not covered under the warranty.
4. GLM reserves the right to inspect and determine whether or not any part has failed due to a defect in material or workmanship. **Do not disassemble any parts including drive units that have been assembled by GLM. GLM's obligation shall be limited to repairing, replacing or crediting the product determined to be defective, at GLM's sole discretion:** GLM reserves the right to credit refund your purchase price for the product rather than repair or replace the product, or any part thereof. Any part is covered only for the original warranty period. Once the warranty on the product has expired, the warranty on any replaced or repaired part also expires. GLM shall be allowed to keep parts it deems defective under this warranty.
5. **ALL WARRANTIES BY AND FROM GLM, EXPRESS OR IMPLIED, INCLUDING WITHOUT LIMITATION IMPLIED WARRANTIES OF MERCHANTABILITY AND FITNESS FOR A PARTICULAR PURPOSE, ARE LIMITED IN DURATION TO THE DURATION OF THIS WARRANTY FOR THE PRODUCT INVOLVED. GLM DOES NOT WARRANT, GUARANTEE OR MAKE ANY REPRESENTATIONS REGARDING THE USE OR THE RESULTS OF THE USE OF THE PRODUCT IN TERMS OF ITS CORRECTNESS, RELIABILITY OR OTHERWISE. THE ENTIRE RISK AS TO THE RESULT AND PERFORMANCE OF THE PRODUCT IS ASSUMED BY YOU. IN NO EVENT WILL GLM, OR ITS RESPECTIVE DIRECTORS, OFFICERS, EMPLOYEES OR AGENTS (COLLECTIVELY, "GLM") BE LIABLE TO YOU FOR ANY CONSEQUENTIAL, INCIDENTAL, SPECIAL OR INDIRECT DAMAGES (INCLUDING DAMAGES FOR LOSS OF BUSINESS PROFITS, BUSINESS INTERRUPTION, LOSS OF BUSINESS INFORMATION AND THE LIKE) ARISING OUT OF THE USE OR INABILITY TO USE THE PRODUCT.** GLM's liability to you for actual damages from any cause whatsoever, and regardless of the form of the action (whether in contract, tort (including negligence), product liability or otherwise), will be limited to the purchase price paid for the product. No GLM dealer, agent or employee is authorized to make any modification or extension to this warranty. Because some states do not allow the exclusion of implied warranties and/or the exclusion or limitation of liability for consequential or incidental damages, the above limitations may not apply to you. This warranty gives you specific legal rights, and you may have other rights which vary from state to state.
6. You are required to notify GLM of any defect within the applicable warranty period and immediately obtain from GLM or its distributor a warranty application and a GLM RGA number. Upon GLM's receipt of the completed warranty application and part claimed under this warranty (with the GLM RGA number marked on the shipping and packaging of the part), GLM will inspect the part for warranty coverage. Only when the defect is covered by the warranty will the part be repaired or replaced, at GLM's sole option. If warranty service is required, you must deliver your product, at your expense, with proof-of-purchase (including original purchase invoice and invoice for installation of warranted part) to GLM for repair. Service is provided by GLM at its corporate headquarters at 705 Los Angeles Avenue, Monrovia, California 91016, Tel: (626) 357-0077, Fax: (626) 357-0600. When repair is completed, GLM will ship back to its indicated address. Shipping methods will be determined by GLM.
7. This warranty comprises the sole and entire warranty pertaining to the product furnished to you by GLM, and GLM makes no other warranty, guarantee or representation of any kind whatsoever pertaining to the product. Any other representations, or promises by any person are unauthorized and are not binding upon GLM unless in writing.

Warranty Service Procedure

- 1) GLM will directly and promptly approve and honor legitimate warranty claims on products only under the condition that the claim is made through a servicing Dealer.
****Do not disassemble any parts including drive units that have been assembled by GLM.****
- 2) GLM will credit or reimburse the Dealer for qualified warranty claims submitted that comply to GLM identified warranty policies.

ANY CLAIM UNDER GLM'S WARRANTY (Please see Limited Warranty of GLM Products) SHALL BE IN WRITING TO GLM PRODUCTS, INC. WITHIN THE WARRANTY PERIOD. TO ASSURE FAST AND EFFICIENT SERVICE PLEASE SHIP ALL WARRANTY PART(S) AND DOCUMENTATION DIRECTLY TO GLM. ALL WARRANTY CLAIM PRODUCTS MUST BE SHIPPED FREIGHT PREPAID TO GLM FOR WARRANTY INSPECTION. (FREIGHT CHARGES WILL BE REIMBURSED ONLY UPON APPROVAL ON WARRANTY).

- 1) All returns must have a GLM "RGA#" assigned (contact GLM directly for the "Returned Goods Authorization #"). Packages or boxes without your assigned RGA# on the outside and on all related submitted documents will be refused. No returns will be accepted without a RGA#.
- 2) All returns must include a copy of the completed warranty application. (Application is available at www.glmmarine.com, on the back of each GLM's catalog or through your GLM distributor.)
- 3) **ALL** parts involved in the claim.
- 4) Copy of invoices as follows:
 - Original purchase invoice from dealer.
 - Original invoice for installation of warranted parts.
 - Proposed invoice/work-order to GLM, if any, for warranty claim.

NOTE: GLM complies with OEM standard flat hours and rates.
Copies of all invoices for items in above proposed invoice.

Send parcel(s) to: GLM Products, Inc. – Warranty
705 Los Angeles Avenue
Monrovia, CA 91016 USA
RGA#



GLM Products, Inc.

Warranty Claim Application

Note: Please fill out all information and send all requested material. Failure to complete this form and supply all requested material will delay your claim. Do not disassemble units that were assembled by GLM. Other applications that used only GLM parts should have just the parts returned to GLM not the complete unit.

RGA # _____ Contact GLM at 626/357-0077 for a Returned Goods Authorization #. All
 Date Called: _____ returned goods **must** have an RGA # marked on package (s) or they will
 Caller Name: _____ be refused. No exceptions. **Ship to: GLM Products, Inc.**
 Company Name: _____ **705 Los Angeles Avenue**
Monrovia, CA 91016

Distributor Information:

Company: _____ Contact: _____ City: _____ State: _____

Dealer Information:

Company: _____ Address: _____ City: _____
 State: _____ Zip: _____ Tel: _____ Fax: _____ Contact: _____

Dealer Customer Information:

Name: _____ Address: _____ City: _____
 State: _____ Zip: _____ Tel: _____ Fax: _____

Application Details:

Manufacturer: _____ Model: _____ Year: _____
 Length: _____ Beam: _____ Engine / Drive: _____ Horse Power: _____

List any modifications to boat or drive system that were not installed by the original manufacturer:

Details of Return: Please list all item (s) being returned and describe detailed reason for warranty claim.

If you need more space for this description please continue on a blank sheet of paper.

Documentation and other items required to process warranty: Please make sure that all items listed are sent with this application. Failure to do so will delay processing this claim.

1. All parts claimed and listed on this application. This is **all parts** being claimed regardless of manufacturer.
2. Copy of invoices as follows:

A. Original purchase invoice from Distributor.	C. Invoice for installation of warranted parts.
B. Proposed invoice to GLM from the Dealer for repairs.	D. Invoices for any other items being claimed

Note: GLM reserves the right to credit the Dealer, via the Distributor, for all GLM products involved in this claim.

Superior Marine Manifolds

Conversion Kits

100% Complete



- MerCruiser V6
- MerCruiser V8
- OMC GM V6
- OMC Ford V8

Gaskets & Hardware Included

Wet Joint Manifold Kits

100% Complete



- MerCruiser 4-Cyl.
- MerCruiser GM V6
- MerCruiser GM V8
- OMC / Volvo 4-Cyl.
- OMC / Volvo GM V6
- OMC / Volvo GM V8
- OMC / Volvo Ford V8
- Barr / Indmarr Ford V8

Gaskets & Hardware Included

Dry Joint Alternative

Manifold-Elbow Sets



- MerCruiser V6
- MerCruiser V8

Gaskets & Hardware Included

Replaces your whole dry joint exhaust system!

Exhaust Manifolds

4-Cyl. Log Style



- MerCruiser 120
- MerCruiser 140
- MerCruiser 3.0 L

- MerCruiser 3.0 LX
- OMC 3.0 / 3.0 H.O.
- Volvo 3.0 GS

Gaskets Included

Exhaust Elbows

Standard



- MerCruiser 3 Inch
- MerCruiser 4 Inch
- MerCruiser 7° Dry
- MerCruiser 14° Dry
- OMC 3 Inch
- Volvo 3 Inch V6
- Volvo 3 Inch V8 S.B.
- OMC / Volvo (Carb.)
- OMC / Volvo (EFI)
- OMC 3.0 / 3.0 H.O.
- Volvo 3.0 GS
- Barr GM & Ford V8

Exhaust Manifolds

V6 thru V8 B.B.



- MerCruiser Wet
- MerCruiser Dry
- Volvo Penta
- OMC

Gaskets Included

Dry Joint Manifold Kits

100% Complete



- 7° Elbows:
- MerCruiser GM V6
- MerCruiser GM V8 S.B.

- 14° Elbows:
- MerCruiser GM V6
- MerCruiser GM V8 S.B.

Gaskets & Hardware Included

Exhaust Elbows

Hi-Rise



- Volvo Penta V6
- Volvo Penta V8 S.B.
- OMC V6
- OMC V8 S.B.
- OMC / Volvo Penta V8 B.B.
- OMC / Volvo Penta V8 Ford

460 Adapter Kits

Ford Engine to GM Manifolds



- MerCruiser V8 B.B.
- OMC V8 B.B.
- Volvo Penta V8 B.B.

Gaskets & Hardware Included

Spacer Kits


Wet, Dry & D.J. Alternative



- MerCruiser 3" - Wet
- MerCruiser 6" - Wet
- MerCruiser 3" - Alt.
- MerCruiser 1.7" - Dry
- MerCruiser 3" - Dry

Gaskets & Hardware Included

Over 4,000 Aftermarket Marine Parts



www.glmmarine.com



www.glmmarine.com

For Current Catalogs & Updates

On-line Catalog Series - Mobile - Tablet - Desktop



Master
(Print Version)



Manifolds



MerCruiser



Mercury/Mariner/Force



OMC/Volvo Penta



Johnson/Evinrude



Yamaha



Suzuki



Anodes



Digital Version:
GOV24V3

GLM Products, Inc.
705 Los Angeles Ave., Monrovia, CA 91016
Tel (626) 357-0077, Fax (626) 357-0600
info@glmmarine.com