


Instructions for Gasket Modification GLM No. 34650



90° V6 Crossflow 175 & 235 HP (1980-1991)

1. Use the exhaust gasket supplied to service cylinder blocks without water passage O-rings.



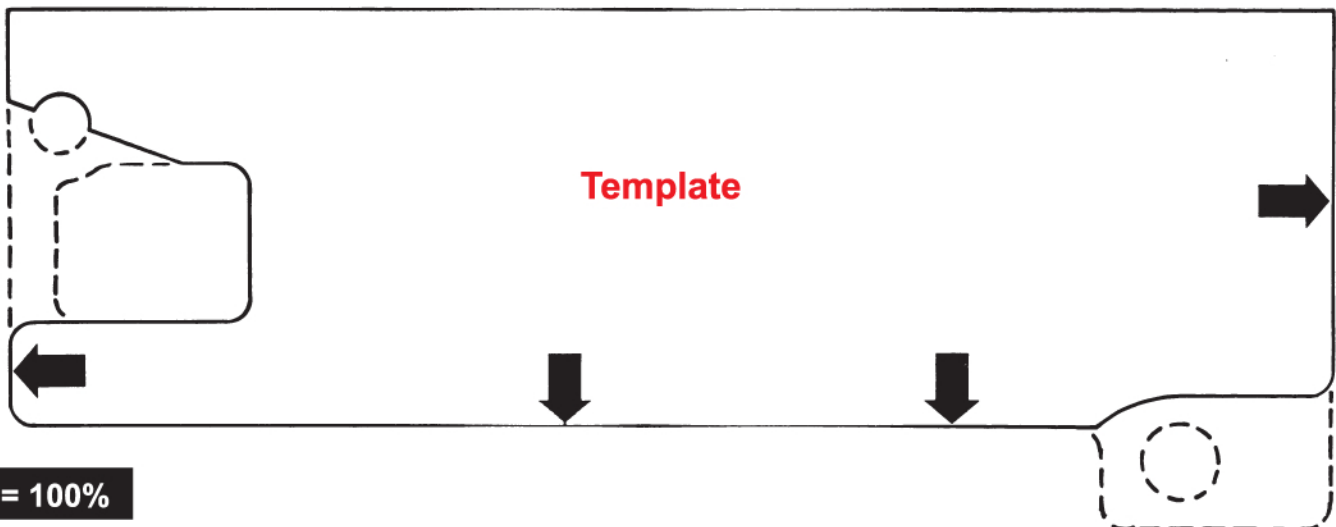
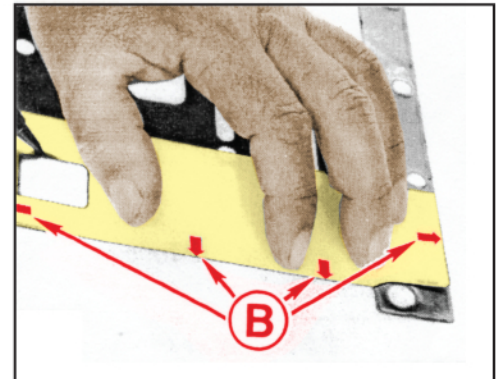
2. Inspect your powerhead, if the cylinder block has water passage O-rings (see A.) the gasket must be modified.

Powerhead Gasket Kit GLM No. 39430



Gasket Modification

3. Cut out template below. Make sure template prints out at 100% scale by measuring the 1" reference block.
4. Align the template arrows (see B.) with lower edge of gasket and hold in position. Mark gasket with felt pen and cut with scissors.
5. Hold the gasket against the cylinder block and make sure gasket does not interfere with O-rings.



1" = 100%