


NEW PRODUCTS




**SHIFT CABLE
ADJUSTMENT TOOL KIT** **NEW!**
GLM No. 90520
OEM: 914017 + 915271
For OMC Cobra



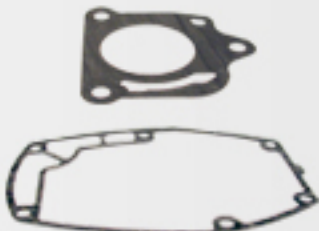
WEAR PLATE GASKET **NEW!**
GLM No. 38009
OEM: 689-44315-A0-00
25 HP & 30 HP (1984-85)



WATER PUMP GASKET **NEW!**
GLM No. 38010
OEM: 663-44316-A0-00
25 HP (1999, 2001-02), 30 HP (1987, 1989-1993, 1996-97, 2001-02), 40 HP (1984-94), 50 HP (1986-94), P-50 HP (1991-94)



**UPPER CASING
GASKET** **NEW!**
GLM No. 38016
OEM: 63D-45114-A0-00



**EXHAUST MANIFOLD
GASKETS** **NEW!**
GLM No. 38019
OEM: 67C-41133-00-00
GLM No. 38020
OEM: 62Y-41134-01-02



**EXHAUST MANIFOLD
GASKETS** **NEW!**
GLM No. 38028
OEM: 6E5-41135-A0-00
GLM No. 38030
OEM: 6E5-41134-A0-00

PROMOTIONS

GLM'S BRASS SEAWATER PUMP



- ✓ Higher Quality
- ✓ Longer Lasting
- ✓ More Durable
- ✓ Stronger Material
- ✓ New & Improved
- ✓ St. Steel Fittings

Brass Seawater Pump is a **DIRECT REPLACEMENT** of OEM Plastic Pump.

Seawater Pump Assembly - (Sepentine Belt)
No. 12097 (OEM: 46-807151A9)

Seawater Pump Assembly - (V-Belt)
No. 12093 (OEM: 46-807151A12, 46-72774A32)

Seawater Pump Rebuild Kit
No. 12088 (OEM: 47-807151A14)



PRESS RELEASE

Shift Cable Adjustment Tool Kit No.90520 (90500 + 90510) For OMC Cobra

GLM's Shift Cable Adjustment Tool Kit No. 90520 is designed for the OMC Cobra lower shift cable. The kit is a combination of No.90500 Bellcrank Alignment Plate (OEM: 914017) plus 90510 Shift Cable Tool (OEM: 915271).



2011 TRADESHOWS

October 17-19th - IBEX - Kentucky Expo Center, Louisville, Kentucky USA BOOTH # 1415

November 15-17th - METS - Amsterdam RAI Convention Center Amsterdam, Netherlands EURO & USA Booth info coming...

TECH TIPS

1. WHEN INSTALLING A NEW IMPELLER, always make sure its lubricated.
2. WHEN INSTALLING A NEW IMPELLER, install with all splines turning in the same direction.



GLM CATALOG SERIES

<p>REVISED</p> <p>Manifold Catalog</p>  <p>6-22-11</p>	<p>Mercury / Mariner / Force</p>  <p>1-26-11</p>	<p>Johnson / Evinrude</p>  <p>1-26-11</p>	<p>OMC / Volvo Penta</p>  <p>6-20-11</p>	<p>MerCruiser</p>  <p>6-16-11</p>	<p>Yamaha (Suzuki, Honda, Tohatsu, Nissan)</p>  <p>2-24-11</p>	<p>Aluminum & Magnesium Anodes</p>  <p>10-7-10</p>
---	---	--	---	--	---	---